



[Home](#)

Library

Mind Control

[Hypnosis Comes of Age](#)

[The People Shapers](#)

[Operation Mind Control](#)

[The Mind Stealers](#)

[The Search for the "Manchurian Candidate"](#)

[Such Things Are Known](#)

[The Battle for Your Mind](#)

[Brainwash Experiments Still Enrage Victim's Son](#)

[The Controllers](#)

[Journey Into Madness](#)

[Mind-Control Projects](#)

[Remote-Controlled Man](#)

[Canada Settles with Brainwash Victims](#)

[Microwave Harassment & Mind-Control Experimentation](#)

[U.S. Explores Russian Mind-Control Technology](#)

[Hearing "Voices"](#)

[Brain Transmitters](#)

[Secret, Don't Tell](#)

[UAlbany Suspends Implants Research](#)

[BLUEBIRD: Deliberate Creation of Multiple Personality by Psychiatrists](#)

[Brain Implant Victims](#)

Brain Transmitters



What They Are and How They Are Used

Mediaeko
Investigative Reporting Group

1996 Reprint
REVISED

Radio Implants and Remote-Controlled Humans

Brain Transmitters What They Are and How They Are Used

[The Secrets of Mind Control](#)

Multimedia



[Operation Mind Control](#) – pdf



[Case Histories of Criminal Hypnosis](#) – pdf



[Mission: Mind Control – \(First Edition\)](#) – video



[Mind Control - America's Secret War](#) – video



[CIA Mind Control](#) – video

Ritual Abuse

[Ritual Abuse](#)

[Common Programs Observed in Survivors of Satanic Ritualistic Abuse](#)

[Breaking the Circle of Satanic Ritual Abuse](#)

[Hypnosis in MPD: Ritual Abuse](#)

[Investigator's Guide to Allegations of Ritual Child Abuse](#)

Doctors in Sweden

began placing brain transmitters in the heads of anesthetized patients without the persons' knowledge in about 1960. The insertions were conducted through the nostrils and took only a couple of minutes to perform.

Implanted devices can remain in a person's head for life. The energy to activate the implants is transmitted by way of radio waves. Professor José Delgado wrote about the technology in *Physical Control of the Mind* in 1969.

The Technology and Its Possibilities

Brain transmitters have been thought to be impossible by the majority of people and have been relegated to science fiction. The fact that scientists developed the technology into reality at least forty years ago.^[1]

By means of two-way radio communication called *telemetry* or remote control, one can send wavelengths round trip to a transmitter in a person's head. The wavelengths flow through a person's brain, then return to a computer where all aspects of a human being are uncovered and analyzed.

To allow brain waves, measured by *electroencephalograph* (EEG) to be analyzed by a computer instead of through a printout offers a wide range of possibilities of interpretation. The charting of mental thoughts, hearing, feelings, and behavioral reactions can lead to an analysis and a foundation of personality. It allows one to study the psyche completely. In addition, one can follow chemical reactions, or patterns of neurons, or follow an illness or disease and analyze it at an earlier stage of development. All of the above and much more can be discovered with bio-medical telemetry.^[2]

During the 1960s, brain transmitters as small as a half cigarette filter made it possible for doctors to implant them in patients easily and without surgery.^[3]

Two-way radio communication throughout the world was possible by the late 1950s. This was done in many ways. For example, vocal messages could be sent by radio waves to recipients placed in the head, where a person with an attached transmitter could answer directly to a central location with his thoughts, by brain waves or data (EEG) carried with radio signals.^[4]

Distances were not a problem, since radio waves could travel globally at the speed of light.

[Pseudo-Identity and the Treatment of Personality Change in Victims of Captivity and Cults](#)

[A Consolidation of SRA and False Memory Data](#)

[What the Heck is Satanic Ritual Abuse?](#)

Email:
mcraais@gmail.com

Visits:
261477



Implanted brain transmitters (biotelemetry devices) have been reported since the 1960s: “Two patients instrumented for intracerebral radio stimulation and recording engage in spontaneous activities (one playing the guitar) in the psychiatric ward in the presence of the doctor (VM). Explorations of the brain can be performed for as long as necessary without disturbing the patients.” — J.M.R. Delgado, Mark, W. Sweet, F. Ervin, G. Weiss, G. Bach-y-Rita, and R. Hagiwara “Intracerebral Radio Stimulation and Recording in Completely Fictitious Patients,” *The Journal of Nervous and Mental Disease*, 1968, October 147(4): pages 329-40.

Liquid crystals which are injected directly into the blood and fasten themselves to the brain have been developed in the last few years. It works on the same principle as the usual transmitters and contains the same technology and contains the same possibilities.^[5] ^[6]

How It Began - Experiments with the Brain

As early as the 1920s, European scientists made discoveries that paved the way for future development of brain stimulation. The Swiss neurologist W. R. Hess could identify 4,000 different places in the brain, particularly in the hypothalamus, which are in direct contact to certain physical and emotional reactions. By stimulating specific points in the brain by an electrical current, the stimulation of one point of the brain could bring about aggressive reactions, while the stimulation of another point could bring about calmness. Through electrical currents to the brain, Dr. Hess

change peoples' personalities, bring about feelings of happiness, sadness, hunger or satisfaction, etc. All of this was achieved seventy years ago.

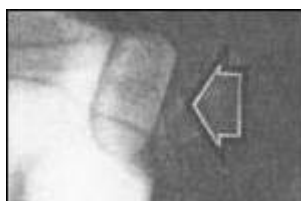
To the Present and Victims for Life

Brain transmitters, also called *electrodes*, *stimoceivers*, *endoradiosondes*, can control the brain and transmit data. They are used to influence people to conform to a political system. They can be applied to remotely monitor and control human beings to serve as a weapon. The technology exists and is being utilized. The devices usually remain in a person's head for life.

"Autonomic and somatic functions, individual and social behaviors, emotional and mental reactions may be evoked, maintained, modified, or inhibited, both in animals and in man, by electrical stimulation of specific cerebral structures. Physical control of brain functions is a demonstrated fact. ... It is even possible to control intentions, the development of thoughts, and visual experiences," Dr. José Delgado in the book *Physical Control of the Mind* in 1969. At that time Dr. Delgado was a Professor of Physiology at Yale University where he developed techniques for electronically and chemically influencing the brain. He has published more than two hundred scientific works and is a well-known authority in neurology and behaviorism.

In the preface to the book, it is written that Dr. Delgado, "... show, by electrical stimulation of specific cerebral structures, movements can be induced by radio command, hostility may appear or disappear, social hierarchy can be modified, sexual behavior may be changed, memory, emotions and the thinking process may be influenced by remote control."^[7]

It is possible to change people, create illness, modify opinions and dull or activate the senses by penetrating centers of the brain with radio waves. People then obey controllers instead of their own free choices. Monitoring of individuals' brain activity can instantly reveal private experiences and observations of others.^[8]



"This is the second implanted transmitter; the first device appeared under rather unusual circumstances on 10th March 1972, when I became tranquilized in the hotel where I was temporarily lodging. This implantation preceded a period of prolonged torture with personal communications altering radio signals 10 - 20 hours a day and they started communicating directly with my brain. It was then I realized that they could discern my thoughts and, indeed, experience my entire range

12/03/2021, 11:35 pm

cognitive activity. ... The picture was taken at Karolinska Hospital where all radiographers deny that any foreign object can be identified in the picture. However, there are a number of overseas physicians who test the obvious fact, that several transmitters can be seen quite clearly.” Robert Naeslund, INMC, Open Letter, Stockholm, Sweden, May 1971, page 32.

Dr. Robert G. Heath, of Tulane University, has implanted as many as 125 electrodes in a human being's brain. In his experiments he discovered that he could control his patients' memories, sexual arousal, fear, pleasure, and cause hallucinations.

Overriding Proof Against the Hospitals

“In response to your most recent letter regarding the roentgen films, I can only confirm that some foreign objects, most likely transmitters, have been implanted at the base of your frontal brain in the skull,” wrote Professor Petter Aaron Lindstrom from California to one of his Swedish patients. The patient was a victim of an implantation of a brain transmitter over twenty-five years ago. Dr. Lindstrom, who taught at the University of California, San Diego, added, “There is no excuse for doctors to implant brain transmitters in people's heads.”

There is complete evidence that Södersjukhuset, Karolinska, Nacka, and Sundsvall hospitals, among others in Sweden, implanted brain transmitters without the permission or knowledge of patients for many decades.


Mental Patients Utilized

Investigations at different mental hospitals in Sweden have shown that a great number of patients out of fifty interviewed, thought themselves to be victims of long-term medical experiments. A number of these patients were actually in need of mental care due to their experiments. There were also many at the hospitals who were forced to be placed there because they had declared that a transmitter had been implanted in their heads during an operation, or in conjunction with their admittance to the mental hospital.

Checks were made of all groups with electronic devices and it was confirmed that there were radio waves traveling from brain transmitters in many patients.^[9]

Interviews with patients were done at Långbro Hospital, Beckomberga Hospital, as well as at Karolinska Hospital Psychiatric Clinic.

The radio waves which pass through the brain are not necessarily registered by one who has a brain transmitter. Only when the effect is greatly increased, for example when experiments are performed, is it possible for the victim to detect them.



“This is the third transmitter placed in my brain and the first which was embedded in my brain. Without doubt it was implanted while I was detained by the police in Stockholm 1973; 1973 was my first period of custody and afterwards I underwent considerable personality modification, a process which had already begun in 1967 but accelerated rapidly towards criminality after the implantation of the second transmitter.”
Robert Naeslund, INMC, Open Letter, Stockholm, Sweden, May 1973, page 32.

One of the letters from P.A. Lindstrom, M.D., to his patient that is implanted victim.

P. A. LINDSTROM, M.D.

June 20, 1963

Mr. R. Naeslund
 Ervällakroken 27
 12443 Bandhagen
 SWEDEN

Dear Mr. Naeslund:


The enclosed letter of May 30 I had prepared in rough draft. I don't find a copy so I might not have mailed it to you. Later I received your additional skull film, which clearly demonstrated some implanted transmitters, one inside the brain and two probably just underneath the brain. Within a week I shall have that film examined by the radiologists here, but I do not expect them to prove, nor to rule out, any brain damage like granulomatous changes or a superficial brain abscess, at least not based on the findings of that plain skull film you sent.

I have been very busy the last months, which explains why I am uncertain about the mailing of the letter outlined May 30. I am serving as "Certified Consultant" in Neurosurgery and in Dentistry for the U.S. Department of Education. In addition I am very much engaged in teaching and surgical work as Clinical Professor in Neurosurgery at the University of California Hospital in San Diego and also as Senior Consultant at the local Veterans Medical Center. My schedule is as heavy as when I worked in Stockholm. There I was Associate Professor of Dentistry for six years and Consultant in Dentistry for the old Royal Medical Board of Sweden while I was studying medicine at the Karolinska hospital. I have not done any studies or work in dentistry in this country.

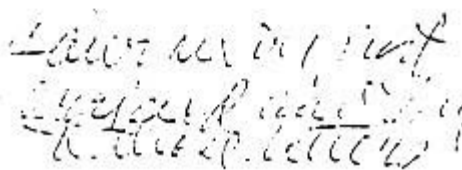
Now you will understand why I cannot spend much time on your serious and complicated problems. Nevertheless, I might have spent more time on your case than any Swedish physician has done so far--and without a charge.

With best regards,

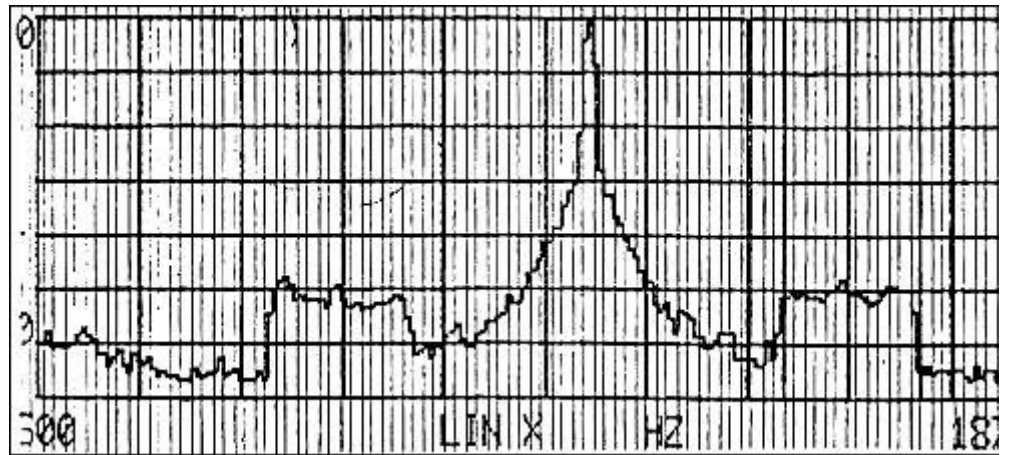
Very sincerely,


 P. A. Lindstrom, M.D.

PAL:mjt



Electronic Measurements



This picture shows the frequencies 18.5 - 18.7 kHz which sent from a brain transmitter. The chart was created by a μ connected to a radio frequency analyzer computer during measure from a transmitter in a person's skull.

While measuring other persons, the wavelengths were counted similar values.

Long wavelengths are commonly used since they work over distances at the speed of light, and the frequencies are often between 35 kHz.^[10]

The radio waves are called "frequency shift" signals and carried within a certain wavelength area. They do not occur in a direct frequency, but rather through a special modulation, the radio wave's *identity*. The bandwidth was 150 Hz and the effect in all measurements was between 1 - 10 microvolts.

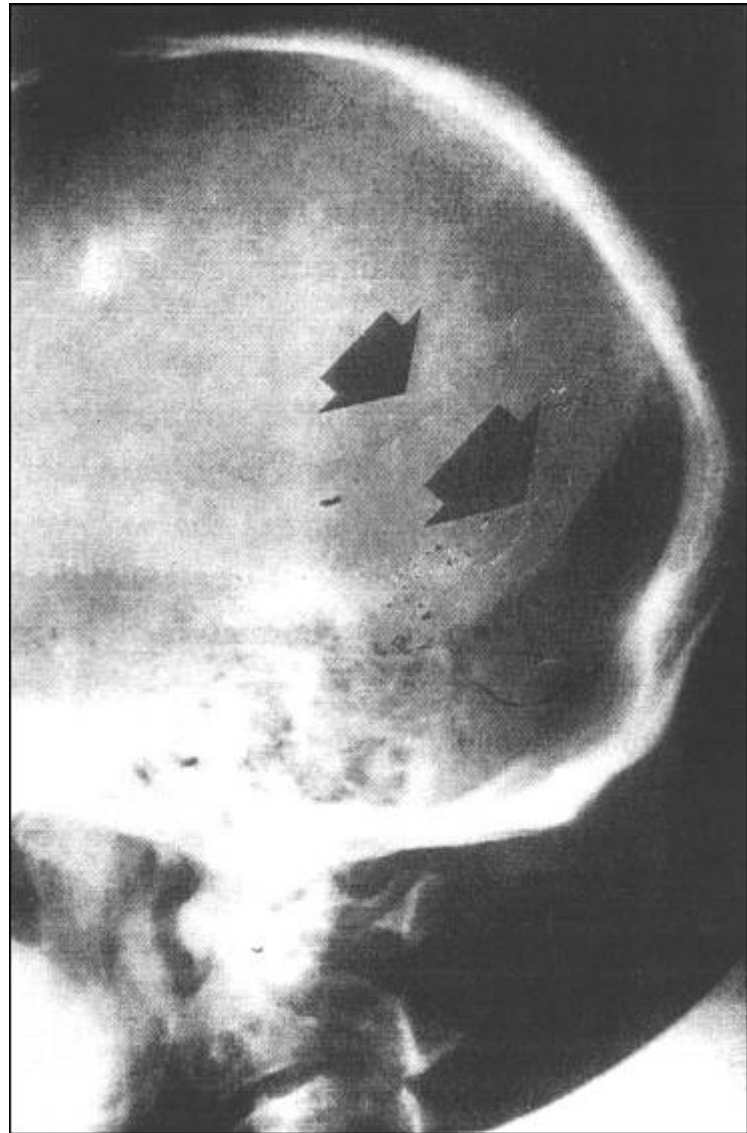
Measurements were done with the following electronic devices:

- Hewlett & Packard Spectrum Analyzer 3585 A
- Roedre & Schwarts VLF-HF Receiver EK 070
- Marconi Spectrum Analyzer
- Dynamics SD 375 Spectrum Analyzer
- Nicolet's Radio Frequency Analyzer Computer

Court Trials in Canada

were heard against a number of hospitals in Montreal in 1989. Hospitals were accused of carrying on long painful experiments on patients which began in the 1950s. One of Canada's most prominent doctors, Ewen Cameron, Head Doctor at Royal Victoria Hospital and Allen Memorial Institute, worked on assignments from the Secretariat that ordered experiments with, among other things, brain transmitters.

“Furthermore, it can be seen that electrodes placed in the occipital lobe are blocking the blood flow behind their delimitation where the oxygen depletion is caused and this is seen as well in his frontal brain just above the implanted transmitter. Among the changes caused by the frequency affecting his brain, the reduced oxygen levels have induced an alteration of neurological functions, and impaired cognitive abilities including that of memory. Moreover he [Mr. N’Tumba] has obviously been anesthetized without his knowledge so that this implantation could be performed. ... The x-ray examination was performed at Brook Hospital, Main, September 16, 1992.” — INMC, Letter to British Prime Minister John Major, Stockholm, Sweden, October 9, 1992.



“... a meeting between Mr. John Austin-Walker, Member of Parliament and a victim of mind control, impressed on him the importance of pursuing investigations into the matter ...” — INMC, Letter to British Prime Minister John Major, Stockholm, Sweden, October 9, 1992, page 1.



HOUSE OF COMMONS
LONDON SW1A 0AA

Mr K N'Tumba

20 August 1992

Dear Mr N'Tumba,

Following your most recent visit to see me, I have written to the Prime Minister on your behalf.

As you will know, there is very little accountability of security services to the House of Commons and Members of Parliament have almost no power in relation to the activities of MI5.

As soon as I receive a response from the Prime Minister, I will be in touch with you again.

Yours sincerely,

pp John Austin-Walker MP

Many Others Cry for Help

Doctors at the World Health Organization's (WHO) office in Copenhagen say that many Swedes write to them, stating that they have been exploited for hospital experiments. Many say that devices have been implanted in their heads.

The United Nations' information office in Copenhagen also reports that upset residents of Sweden have contacted them and have sought help as victims of hospital experiments.

Amnesty International in Stockholm and Copenhagen tell a s

story, as well as the Citizens' Rights Movement, representatives of the Green Party of Sweden, and a number of female members of the Swedish Parliament.

Those who contact the National Swedish Board of Health and Welfare (Socialstyrelsen) about this issue are sent to Department 4 (formerly HS4 and SN3). Then they are informed that they are psychologically ill and that they run the risk of being admitted to a mental hospital if they continue to talk about a device in their head. Additionally, they are told that brain transmitters do not exist.

Swedish Board of Health and Welfare

The person Dr. Lindstrom later helped had by 1977 written to various authorities in Sweden and explained to them to what he had been subjected. Among those he wrote to was the General Director of the Board of Health and Welfare.

Declared Mentally Ill

Dr. Annmari Jonson at the Board of Health and Welfare referred to in the letter a year later when she explained, "He intensely misrepresents everything which he had written to the Board of Health and Welfare in his exhibits, in this way, obvious misconceptions and points clearly to the need for psychiatric examination."

The examination was conducted in 1978 by Dr. Janos Jezewski and he wrote:

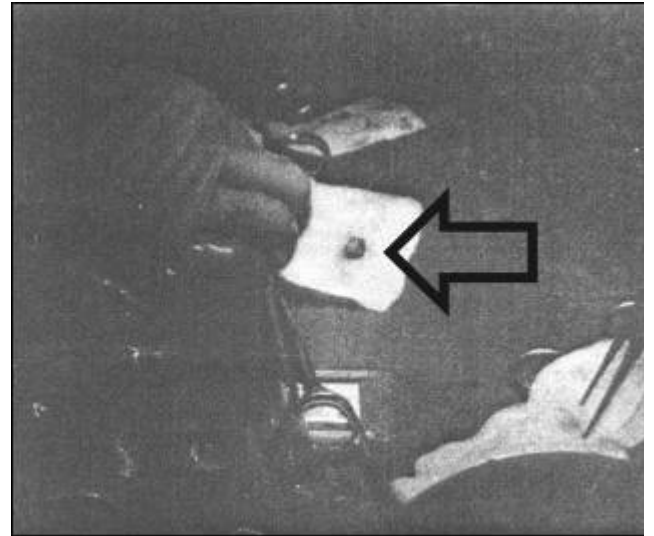
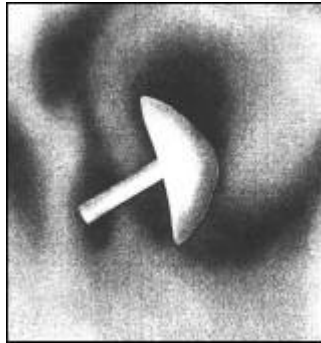
"He says that he is convinced that a device was applied in his head during an operation at Södersjukhuset. He ought to be considered very dangerous if this pattern of misconceptions cannot be erased; and then begins to doubt his ideas and thereafter begins to have insight into his illness. He should therefore be committed to an asylum."

Five years later Dr. Lindstrom wrote, "... I can only confirm that some foreign objects, most likely brain transmitters, have been implanted at the base of your frontal brain and in the skull. ... I fully agree with Lincoln Lawrence who in his book on page 27 wrote: 'There are particularly dreadful procedures which have been developed. They are working and playing with them secretly call them R.H.I.C.E.D.O.M.—Radio Hypnotic Intracerebral Control and Electrical Dissolution of Memory.'"

The patient wrote to both the doctors and the Board of Health and Welfare's General Director, Barbro Westerholm, and included a copy of Dr. Lindstrom's declaration. However, none of them desired to act on which indicates both the Board of Health and Welfare's attitude to

the issue, and even the doctors' guilt.^[12]

What Brain Transmitters Look Like



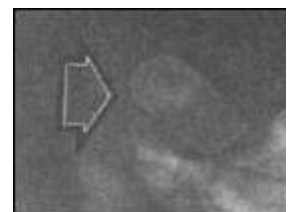
The above photographs are of brain transmitters. The above on the left is an enlargement taken from an X-ray. The above picture on the right was taken at an operation to remove the implant.

The above one on the right shows the shape of the most usual brain transmitter. It looks like a bullet and is put into place through the nose. This device was inserted during an operation at Södersjukhuset Stockholm by Dr. Curt Strand at the end of the 1960s, without the knowledge or consent of the patient. It was placed just underneath the brain. This implant is the same shape on both sides and its actual length is 16 millimeters (mm) or .62 inch, with a width of 7 mm (.27 inch).

The above picture to the left shows a brain transmitter which has the shape of a mushroom. It was implanted through a surgical opening in the forehead. Its actual size is 7 mm (.27 inch) across the head, while its stem is 4 mm (.16 inch).

Most implant victims are unaware of the devices because they were sedated during the procedures. Then they are amnesic, monitored, and controlled. However there are some disclosures.

“This is the fourth transmitter in my head and it was inserted in connection with an appearance at Nacka Police Station, just outside Stockholm, on 26th November 1975, ostensibly for interrogation. I was locked up in a cell, but after a short while I fell into a deep sleep from which I emerged to an entirely new life. It is during these hours when the transmitter was implanted, and when, I awoke I had a searing high frequency signal at about 100 db in my skull. This was to plague me.



about 16 hours a day for the past eight years and completely transformed my life. It depressed the functional capacity of my right cerebral hemisphere and altered my personality, behavior, and abilities as if they no longer were part of myself.” — Robert Naeslund, INMC, Open Letter, Stockholm, Sweden, May 1993, page 32.

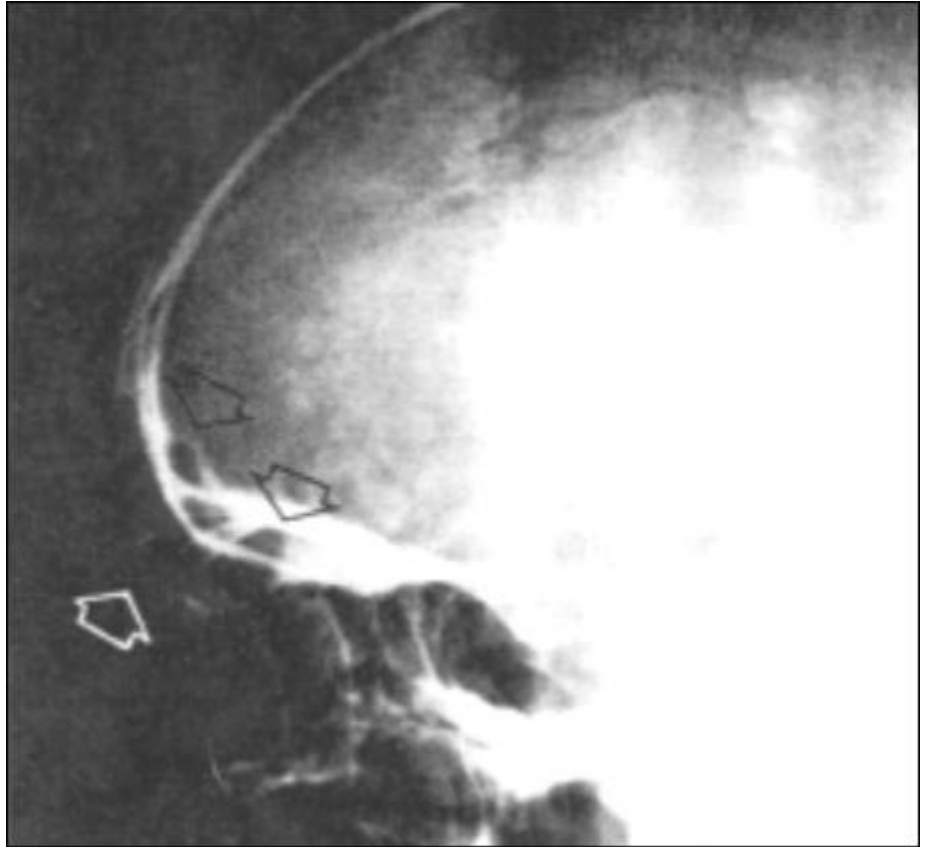
Doctors Warn

Dr. Robert J. Grimm of the Good Samaritan Hospital in Portland, Oregon, stated in March 1974 at a doctor’s symposium in California that he viewed brain control and influencing the brain with radio waves of similar importance as to the debate concerning the detonation of the first atomic bomb in Hiroshima. He also asked, “Do scientists have the right to pursue projects potentially destructive of human life, and in the nuclear era, destructive of the individual?”

And Protest to the Swedish Government

The chairman of an internationally influential scientific organization in Canada, Dr. Andrew Michrowski, wrote in 1985 to the Swedish government and sought an answer about Sweden’s obvious encroachment of human rights. He saw clear evidence that Swedish doctors implanted brain transmitters in patients, and referred to the Declaration of Human Rights signed by Sweden.

The Swedish government did not reply.


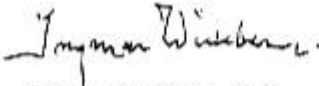


“This X-ray shows three transmitters in the frontal lobes. All of them were implanted on different occasions by the Swedish police. The detainee had been put to sleep unaware, as usual, at the police remand center in Stockholm. A doctor writes in his statement concerning the X-ray:

‘...Later I received your additional skull film which clearly demonstrated some implanted transmitters, one inside the brain and two probably just underneath the brain.’

The upper arrow indicates the object lodged completely within the brain. All these transmitters were inserted through the nostrils and implanted into the frontal lobes in the vicinity of the upper opening of the nasal passage.” — Lennart Lindquist, Evamarie Taylor, and Robert Naeslund, *Cybergods*, Stockholm: Gruppen, 1996, page 11.

Another medical opinion about X-rays, “... taken at Karolinska Hospital where all radiographers deny that any foreign object can be identified — INMC, Open Letter, Stockholm, Sweden, May 1993, page 32.

 UNIVERSITY HOSPITAL University of California Medical Center, San Diego	PROGRESS RECORD (Typewriter Copy)		
	Source	Request Date	
TO WHOM IT MAY CONCERN:			
Recently I reviewed a skull film marked: NASLUND, ROBERT an dated 26-11, 1931. That film shows a couple of unusual foreign bodies at the base of the skull, possibly some form of brain transmitters.			
However, I have not examined or talked to this patient and do not know the pertinent history.			
San Diego, CA October 6, 1933			
			
Ingmar Wickbom, M.D. Professor of Radiology U.C.S.D.			

FOA Educates Doctors

Since the 1960s, the Swedish Defense Research Institution (S) has educated hospital doctors, mostly surgeons and psychiatrists regarding brain transmitters and bio-medical telemetry.

One of the books which was used twenty-five years ago at Department 3 in education had the title *Bio-Medical Telemetry* (S) written by Dr. Stuart Mackay. Dr. Mackay wrote in the introduction "The purpose of this book is to introduce a wide segment of the scientific community to the rapidly developing field of bio-medical telemetry presents to physicians, engineers, and scientists information about possibilities of different telemetric methods. It gives biological background in electronics to enable them to choose equipment."

The former head of FOA, Lars-Erik Tammelin, and the following director, Bo Rydbeck, are medical doctors with advanced knowledge in biology.

When Bo Rydbeck became head of the FOA in 1985, he said in an interview in the newspaper *Dagens Nyheter* that, "Among the current assignments, more intensive effort will be put into information technology." Which includes both telemetry and brain transmitters.

essential parts.^[13]

Dr. Mackay continued in his introduction, “Among the telemetry instruments being used today [1968] are miniature transmitters that can be swallowed, carried externally, or surgically implanted in man or animals. Recent developments include portable transmitters small enough to be placed in the eye, ultrasonic and radio units for free-swimming dolphins, units for tracking wild animals, pill-sized transmitters of many designs and functions that can operate continuously for several years. The scope of observations that can be made is too broad to more than hint at with a few examples. ... possibilities are limited only by the imagination of the investigator.’

Dr. Stuart Mackay has worked as a Professor at the University of California, Berkeley, and at many foreign universities. His main interests are Medicine and Biology.

Computers and the Brain

“Dr. Delgado is optimistic that with the increasing sophistication and miniaturization of electronics, it may be possible to compress the necessary circuitry for a small computer into a chip that is implanted subcutaneously. In this way, the new self-contained instrument could be devised; capable of receiving, analyzing and sending back information to the brain, establishing artificial links between unrelated cerebral functions, functional feedbacks, and programs of stimulations contingent on the appearance of predetermined wave patterns,” wrote Samuel Chavkin in *The Mind Stealers* (1978), a book about psychosurgery and mind control.

Samuel Chavkin was the founder and chief editor of the *Science and Medicine Publishing Company*, which publishes periodicals concentrating on medical topics.

In the preface to the book it is stated that, “Telemetry for the surveillance of every citizen is on the drawing boards. Chavkin’s prediction that mind-control techniques could become standard equipment of governments, prisons, and police departments is backed by forceful documentation.”^[14]

Biotelemetry systems that remotely “mind read” and “mind control” have existed for decades. Brain transmitters measure EEG and send data to computers that instantly translate it into words. They also deliver electric shocks that control a brain and behaviors. Modern devices are now less than 1 mm (.04 inch) in diameter.

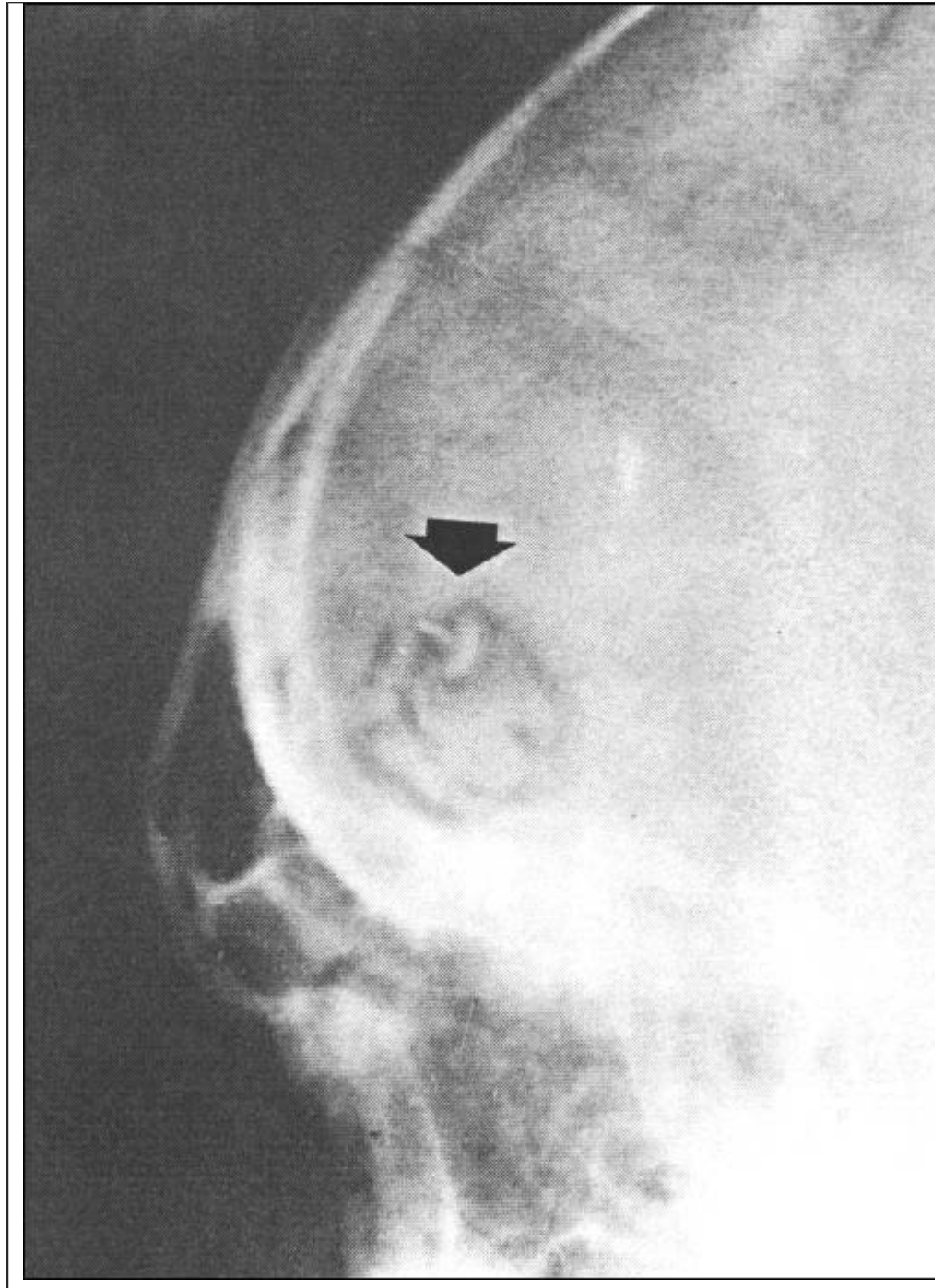
Dr. Delgado conducted experiments in the early 1960s that placed an electrode on the eardrum (middle ear) of a cat. The device picked up people’s conversations and transmitted them to a receiver for listening.

According to Victor Marchetti, co-author of *The CIA and the C Intelligence* (1974), the CIA attached a tiny radio implant to a cochlea (inner ear) for surveillance purposes.


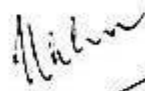
A few years after Delgado's implanted "bug" experiment Ralph Schwitzgebel developed a miniature radio receiver so a therapist could communicate with his subject.

Tiny combination microphone-transceiver-speakers are implanted inside unsuspecting people's ears. The instruments transmit and receive conversations and deliver audio commands. Individuals are conditioned to obey the directives, though they are usually unaware of the voice

"X-ray photograph taken the day following the operation [August 1987, St. Carolus Hospital, Ji Salemba, Djakarta], the 1/2 cm [.20 in] deep area of branded cortex can be identified, as can the implant transmitter." — INMC, Open Letter, Stockholm, Sweden, May 1988, page 15.



Report for an x-ray examination conducted over three and a half years after an August 12, 1987 brain implant victimization.

		Sanjeevan Medical Centre	
S. No.	DEPTT. OF RADIOLOGY	Date 8.4.91.	
Name	MR ROBERT NASLUND	Age	Referred by
REPORT			
<u>X. RAY SKULL AP LAT FOR COMPARISON</u>			
<p>The skiagram reveal a radioluscent area with irregular and hazy margins behind the frontal sinuses which is marked by arrows and suggests break down.</p> <p>In comparison to previous skiagrams this area appears to have regressed with the borders not so well defined.</p> <p>The umbrella shaped object of metallic density seen in earlier skiagrams of the patient appears not so distinct but is seen within the destructed area.</p>			
 DR NALIN SACHDEV RADIOLOGIST.			

In 1985

an advertisement placed by the Swedish Citizens' Rights Movem over thirty daily and weekly publications stated that doctors in hospitals in Sweden inserted brain transmitters in anesthetized p during operations. At the same time, a letter signed by fifty peopl sent to the Attorney General.

The Attorney General Questioned

Those who had signed the letter had read through material

showed that the reality of brain transmitters is a fact. The s demanded an answer from the Attorney General on whethe implantation of brain transmitters is a crime or not. Those who s the letter were representatives from different human rights group Swedish Peace Movement, professors from, for example, the School of Technology, lawyers, and others.

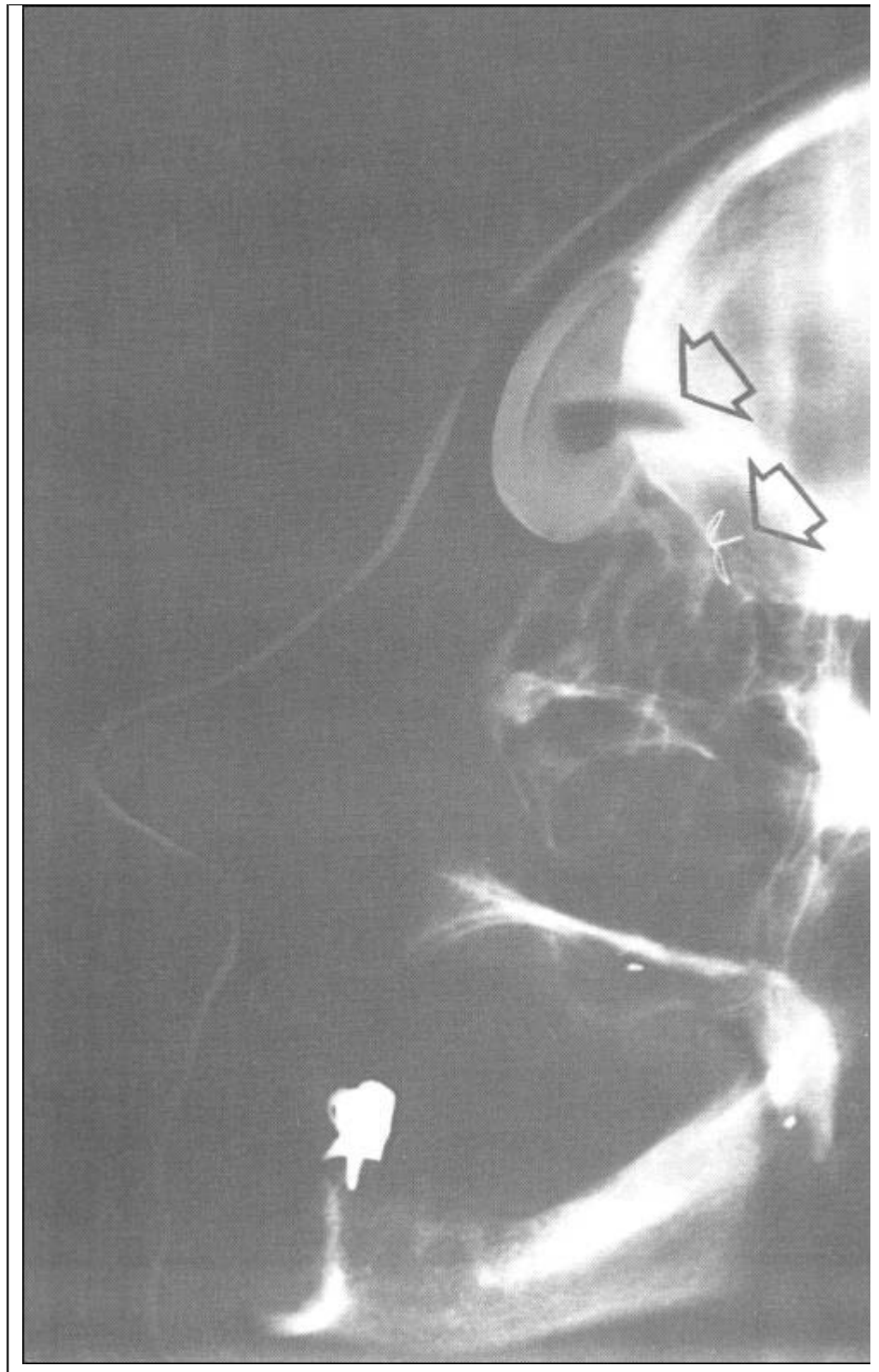
The State Says Yes to Brain Transmitters

The Attorney General did not reply to the letter. Instead, he : to the Attorney District (*Överåklagaren*), who said that this issue s *not* be considered a crime. Decision from May 15, 1985, *Överåkla Register number AD II 76-85*.

However, of course it is one of the harshest crimes which the can commit; to deny the right of the individual to his or her own and to inner peace without the interference of government autho Since Sweden signed the Human Rights Act, it must follow the assumptions. In any case, it means that a new relationship has created between the state and the people of the country.

“There are similar signs, here and now, like in Germany durin 1930s, where the country’s leading doctors and politicians individuals as objects of experimentation where their brains behaviors are changed,” wrote Samuel Chavkin about the United in 1978. The same can be said about Sweden, the same ideas exist Mind-control technology has changed since the 1970s and has developed even further.^[16]

X-ray of a person with two types of brain implants and an object in jaw.



This material is for publication.

If you are interested as a journalist, or would like more inform please write to us.

Investigation and reporting done by:

Investigative Reporting Group
 Box 136
 S-114 21 Stockholm, Sweden

Brain Transmitters: What They Are and How They Are Used,
 Mediaeko, Investigative Reporting Group, 1996 Reprint, Revised.*

*Adapted, revised, and reprinted from:

Brain Transmitters: What They Are and How They Are Used,
 Mediaeko, Investigative Reporting Group, 1992.

Compiled extensively from Mediaeko, Mediaecco, and International Network
 against Mind Control's (INMC) material.

Literature

The four books marked with a Ψ (psi) describe Dr. Ewen Cameron's exploitation of patients in long-lasting painful medical and psychological experiments, and his participation in the development of different mind-control methods. He was considered the world's most highly regarded physician, and was at different times president of the American Psychiatric Association, the Canadian Psychiatric Association, the American Psychopathological Association, the Society of Biological Psychiatry, and the World Psychiatric Association.

Battle for the Mind: A Physiology of Conversion and Brainwashing. V. Sargant. Ashford: The Invicta Press, 1984.

Bio-Medical Telemetry. Stuart Mackay, M.D. New York: Wiley, 1968.

The Body Electric. Robert Becker, M.D. and Gary Seldon. New York: Viking Morrow Co., 1985.

The Brain Changers: Scientists and the New Mind Control. Maya Pines. New York: Harcourt Brace Jovanovich, 1973.

Brain Control: A Critical Examination of Brain Stimulation and Psychosurgery. Elliot S. Valenstein. New York: Wiley, 1973.

"Brainwash Experiments Still Enrage Victim's Son." Jacqueline Cutler. *Saturday Mercury News*, October 9, 1988.

Brave New World Revisited. Aldous Huxley. 1958.

The Breaking of Bodies and Minds: Torture, Psychiatric Abuse and The Professions. Eric Stover and Elena Nightingale, M.D., Ph.D. New York: Free Press Co., 1985.

Breaking the Circle of Satanic Ritual Abuse. Daniel Ryder. Minneapolis, Minnesota: CompCare Publishers, 1992.

"Canada Settles with Brainwash Victims." Robert Davis. *Gannett News Service*, November 19, 1992.

"Central Nervous System Stimulation by Implanted High Frequency Receiver"

Mauro, W.L.M. Davey, and A.M. Scher. *Fed. Proc.*, Baltimore, 1950, 9.

“Cold War Guinea Pigs: The Government’s Secret Experiments using Rac Mind Control, Chemicals and Drugs on its Citizens.” Stephen Budiansky, E Goode, and Ted Gest. *U.S. News & World Report*, January 24, 1994.

The Controllers. Martin Cannon. Aptos, California: Davis Books, 1990.

Depth-Electrographic Stimulation of the Human Brain and Behavior: From Fc Years of Studies and Treatment of Parkinson’s Disease and Mental Disorder Implanted Electrodes. C.W. Sem-Jacobsen. Springfield, Illinois: Thomas Pub 1968.

“Electrical Excitation of the Nervous System—Introducing a New System of F Control.” E.L. Chaffee and R.U. Light. *Science*, 1934, 79.

Electrical Stimulation of Brain. S. Cobb. Texas Press, 1961.

“Electrode and Cannulae Implantation in the Brain by a Simple Percut Method.” J.C. Lilly. *Science*, 1958, 127.

“The Electromagnetic Spectrum in Low-Intensity Conflict.” Capt. Paul E. Tyle USN. *Low-Intensity Conflict and Modern Technology*. Lt. Col. David J. Dean, (Editor). Maxwell Air Force Base, Alabama: Air University Press, June 1986.

“Electrophysiology of Mental Activities.” E. Jacobson. *American Jour Psychology*, 1932, 44, 677-694.

“Endoradiosonde.” R.S. Mackay and B. Jacobson. *Nature*, 179, June, 1957.

“Epileptiform Convulsions from ‘Remote’ Excitation.” F.A. Fender. *Archi Neurology and Psychiatry*, 1937, 38.

“Evaluation of Seven Years Experience with Depth Electrode Studies in I Patients.” R.G. Heath and W.A. Mickle. In: *Electrical Studies on the Unanest. Brain*. E.R. Ramey and D.S. O’Doherty, Editors. New York: Hoeber, 1960.

Ψ A Father, a Son and the CIA. Harvey Weinstein, M.D. Toronto: Lorimer 1988.

“Human Guinea Pigs are American as Apple Pie.” Samuel Chavkin, author *Mind Stealers: Psychosurgery and Mind Control* (1978). *New York Times*, Le Editor, January 11, 1994.

The Human Guinea Pigs. John McGuffin. Harmondsworth: Penguin, 1974.

Implantable Biotelemetry Systems: a Report. Thomas B. Fryer. Ames Re Center, NASA, 1970.

Ψ In the Sleep Room. Anne Collins. 1988.

“Instrumentation, Working Hypotheses, and Clinical Aspects of Neurostimul J.M.R. Delgado. *Applied-Neurophysiology*, 1977-78, 40(2-4): 88-110.

“Intracerebral Radio Stimulation and Recording in Completely Free Patients.” Delgado, V. Mark, W. Sweet, F. Ervin, G. Weiss, G. Bach-y-Rita, and R. Haq *Journal of Nervous and Mental Disease*, 1968, 147.

Ψ Journey into Madness: the True Story of Secret CIA Mind Control and M Abuse. Gordon Thomas. Bantam Books, New York, 1989.

“Magnetic Implants Aid Hearing.” *Popular Science*, November, 1994.

The Manchurian Candidate. Richard Condon. New York: McGraw-Hill, 1958.

“A Method for the Remote Control of Electrical Stimulation of the Nervous Sy E.L. Chaffee and R.U. Light. *Yale Journal of Biology & Medicine*, 1934, 7,

Microwave Harassment & Mind-Control Experimentation. Julianne McF Silver Spring, Maryland: Association of National Security Alumni, 1992.

Mind-Control Manuscript and Open Letter. Mediaecco. Stockholm, S International Network against Mind Control (INMC), May, 1993.

“Mind Control: the Top Secret Weapons of the Future Are Here.” Larry C *Playboy*, January, 1990.

The Mind Manipulators: A Non-fiction Account. Alan Schefflin and Edward New York: Paddington Press, 1978.

The Mind Possessed. William Sargant. Ashford: The Invicta Press, 1984.

The Mind Stealers: Psychosurgery and Mind Control. Samuel Chavkin. F Houghton Mifflin Co., 1978.

The Mind-Control Papers. Los Angeles: Editors of Freedom, 1980.

“Multichannel Transdermal Stimulation of the Brain.” J.M.R. Delgado. *Tec Documentary Report No. ARL-TR-70-1*, New Mexico: Holloman Air Force 1970.

The Nazi Doctors: Medical Killing and the Psychology of Genocide. Robert New York: Basic Books, 1986.

“On Hearing by Electrical Stimulation.” S. Stevens. *Journal of Acoust. Soc* 1937, 8.

Operation Mind Control. Walter H. Bowart. New York: Dell Publishing Co., 19

Operation Mind Control 2. Walter H. Bowart. Tucson, Arizona: Freedom of T Foundation, 1994.

The People Shapers. Vance Packard. Boston: Little, Brown and Company, 197

“A Perfusion Cannula for Intracerebral Microinjections.” R.G. Heath and Founds. *EEG Clinical Neurophysiology*, 1960, 12.

“Permanent Implantation of Multilead Electrodes in the Brain.” J.M.R. Delgad *Journal of Biology and Medicine*, 1952, 24.

“Persistent EEG Patterns Associated with Overt and Covert Speech.” Lawre Pinneo. Neurophysiology Program. Menlo Park, California: Stanford Re Institute, 1975.

Physical Control of the Mind. José M.R. Delgado, M.D. New York: Harper and Publishers, 1969.

“Pressure-sensitive Telemetry Capsule for the Study of Gastrointestinal Mo J.T. Farrar, V.K. Zworykin, and J. Baum. *Science*, 1957, 126, November.

Ψ Psychiatry and the CIA: Victims of Mind Control. Harvey Weinstein, Washington, D.C.: American Psychiatric Press, 1990.

Psychotechnology: Electronic Control of Mind and Behavior. Robert L. Schwit and Ralph K. Schwitzgebel (Editors). New York: Holt, Rinehart, and Winston,

“Radio Telemetry from Within the Body.” R.S. Mackay. *Science*, 1961, 134.

“A Remote Control Brain Telestimulator System.” H. Warner. *Digest: 15th . Conference on Engineering in Medicine and Biology*, November, 1962.

Ritual Abuse: Definitions, Glossary, the Use of Mind Control. Ritual Abus Force. Los Angeles: Los Angeles County Commission for Women, L.A.C.C.W., 383 Hall of Administration, 500 West Temple Street, Los Angel 90012 U.S.A.

“Sci-Fact—Not Fiction: High-Tech Slavery is Here.” Maitefa Angaza. *The Ci* Brooklyn, New York, December 15-21, 1993.

The Search for the “Manchurian Candidate”: The CIA and Mind Control Marks. New York: Time Books, 1979.

“Solid-state Electrodes for Multichannel Multiplexed Intracortical Ne Recording.” S.L. Bement, et al. *IEEE Trans. Bio-Medical Engineering*, 1986, 3

“Stimulation of the Brain by Means of Radiant Energy.” J.A. Gengerelli. *Am Psychologist*, 1948, 3.

“Subminiature Radio EEG Telemeter for Studies of Disturbed Childre Vreeland, et al. Langley Porter Neuropsychiatric Institute. San Francisco, Cali *California Department of Mental Hygiene, Government Publications*, Nov 1962.

Such Things are Known. Dorothy Burdick. New York: Vantage Press, 1982.

“A Technique for Chronic Remote Nerve Stimulation.” M.M. Lafferty and Farrell. *Science*, 1949, 110.

“Technique of Intracranial Electrode Emplacement for Recording and Stim and its Possible Therapeutic Value in Psychotic Patients.” J.M.R. Delgado Hamlin, and W.P. Chapman. *Confinia Neurologica*, 1952, 12.

“Telemetry and Telestimulation of the Brain.” J.M.R. Delgado. In: *Bioteleme* Slater, (Ed.). New York: Pergamon, 1963.

“Two-way Radio Communication with the Brain in Psychosurgical Patients.” Delgado, S. Obrador, and J.G. Martin-Rodriguez. In: *Surgical Approac Psychiatry*. L.V. Laitinen and Livingston, (Editors). Lancaster, England: Medi Technical Publishing, 1973.

“U.S. Explores Russian Mind-Control Technology.” Barbara Opall. *Defense* January 11-17, 1993.

The Unquiet Mind. William Sargant. Ashford: The Invicta Press, 1984.

War on the Mind, the Military Uses and Abuses of Psychology. Peter Watson York: Basic Books, 1978.

Were We Controlled?. Lincoln Lawrence. New York: University Books, 1967.

You Must Be Dreaming. Barbara Noel. New York: Poseidon Press, 1992.

[1] The technology was developed in the United States in the CIA projects ca “ARTICHOKE,” “BLUEBIRD,” “MKDELTA,” and “MKULTRA.” The area at different times been called ESB (Electronic Stimulation of the Brain), Br Computer Technology, Biological Radio-Communication, RHIC (Radio Hypn Intra-cerebral Control), and EDOM (Electronic Dissolution of Memory), am others. All of these are pseudonyms for *bio-medical telemetry*, which is prevailing technique used for mind control in the eastern and western worlds.

[2] *Electroencephalograph (EEG) Telemetry System* consists of transmitt receivers, and other components used for remotely monitoring or measuring E signals by means of radio or telephone transmission systems (In the U.S.A. Food and Drug Administration, Medical Devices: Classification of Neurolog Devices).

[3] “Dr. Antoine Remond, using our techniques in Paris, has demonstrated that

method of stimulation of the brain can be applied to the human without the aid of the neurosurgeon; he is doing it in his office in Paris without neurosurgical supervision. This means that anybody with the proper apparatus can carry this out on a person covertly, with no external signs that electrodes have been used on the person. I feel that if this technique got into the hands of a secret agency, it would have total control over a human being and be able to change his beliefs extremely quickly, leaving little evidence of what they had done.” — John C. Lilly, M.D., 1953: *The Scientist*, John C. Lilly, M.D., Berkeley: Ronin Publishers, 1988, page 91.

[4] “Biotelemetry, which was developed to monitor the temperature, brain-wave activity, breathing rate, and heartbeat ... Biosensors attached to the body send data by wire or radio. This information may be displayed on oscilloscopes for doctors to analyze. It can also be fed into a computer that ‘watches’ the patient ... Some biosensors, called endoradiosondes, can be implanted in the body. The small batteries that power them can be recharged by radio waves.” — *Compton's Encyclopedia*, Electronic Edition, 1995.

[5] “... the American multinational company ..., which blends radio transmitting material into its liquid cortisone preparation ... [and] it is effective in whatever part of the body the injection is made. It is highly likely that ... [it] is not unique this way—other medical products are suspect, ...” — International Network against Mind Control (INMC), Open Letter, Stockholm, Sweden, May 1993, page 38.

[6] CIA documents mention “liquid crystals” related to behavior control, e.g.: “This project will support studies ... of solid and liquid crystals ... The materials to be studied will, to a large extent, also be of biological interest. ...

These relate to physical studies which are required to develop effective materials which will influence the human nervous system.” (1 September 1961) ...

“An exploratory study concerned with ... certain ferroelectric crystals. There is also some support for structural studies of organic materials which have shown semiconductor activity.” (23 July 1962) — Project MKULTRA, Subproject 99, August 1959 – September 1962, CIA MORI DocID: 17502.

[7] Instrumentation developed includes: “brain radio stimulators, ... and an optoelectric sensor for telemetry ... combining multichannel stimulator and ECG telemetric instrument; transdermal stimulators, totally implantable for two-way communication with the brain through the intact skin; and implantable microprocessor for detection of EEG signals which are used to trigger controlled brain stimulation. ... and establishment of artificial neuronal links with the aid of the computer.” — J.M.R. Delgado, M.D., “Instrumentation, Working Hypothesis and Clinical Aspects of Neurostimulation,” *Applied-Neurophysiology*, 1977-40(2-4): pages 88-110.

[8] “Tracking could also be combined with ESB by broadcasting to and from the brain. Placement of a device inside the skull or in another part of the body is technically more difficult than strapping it to the wrist, but once placed, the device is more secure and can transmit more detailed information.” — Arthur Scheflin and Edward Opton, *The Mind Manipulators: A Non-fiction Account* New York: Paddington Press, 1978, page 349.

[9] “Who is wasting tax money on experiments using devices smaller than needles that are injected into people’s bodies without consent? These people are then given shocks for ‘improper behavior.’ Radio frequencies are set aside by the government for such experiments. ... It is illegal. If the scope of this program and its CLASSIFIED nature does not scare you, think again.” — Citizens for Open

and Honest Treatment of the Handicapped, *Announcements*, 1993.

[10] “Early workers in this field used a low-radio frequency, typically 300 to 1 kHz, ... Since 1960, transistors for operation at 100 MHz have been available implanted systems work very well in the region of 100 MHz. ... placement of a self-contained transmitter totally within the tissue represents a somewhat different situation. The tissue absorbs energy, but it also appears to compensate for this by reradiation of energy and effective increase in the size of the transmitting antenna.” — Thomas B. Fryer, *Implantable Biotelemetry Systems: a Report* Ames Research Center, NASA, 1970, page 65.

[11] “Just what happened to Mr. N’Tumba, he describes himself in a letter to us: ‘Concerning the brain transmitter in my head, it has been performing without my knowledge or consent ... What’s very outrageous is that I am sharing all my vision, thoughts, images, hearings ... etc. with people around me as the security services are engaging in a large scale propaganda drive to smear my character, background, behavior, emotions and motives ... I have no privacy at all ... I am not a spy, I am not a criminal, I am not a terrorist. Being an innocent victim of MI my persecution started in June 1988.’

What is more, there is no reason to suspect the validity of what he writes; we are overburdened with letters such as this one from the USA, Denmark, Sweden, Germany, New Zealand and our investigations in Sweden reveal a terrifying reality where the mental health services, police authorities and hospitals implant radio-transmitting devices in people’s heads and brains.

This reality is exposed by a vast amount of X-ray material to be a chilling, gloomy vision of the future, stage-managed for decades by the security force in collaboration with medical and psychiatric institutions who together have created a secret power which transcends law and order and which is beyond intrusiveness and public control.” — INMC, Letter to British Prime Minister John Major, Stockholm, Sweden, October 9, 1992, page 2.

[12] “If the stimulation Delgado plans to administer is electric, the shaft is exceedingly thin steel-wire electrode coated with insulation except at the tip. Dozens of such needlelike wires may be inserted from one opening and carried to the same socket on top of the skull, or eventually inside it. ...

Delgado has pioneered in the remote control of electrical stimulation. He began shaping the behavior of subjects while he was in a nearby room manipulating a push-button radio device. Now he can do this from thousands of feet away.

At first the sockets he was using to receive radio messages were outside the scalp. Now the equipment, built under a microscope, is the size of a coin and can be planted under the scalp and so is unnoticeable in a free-moving subject. As the device not only receives instructions but broadcasts back the subject’s reactions. Delgado calls it a transdermal stimoreceiver.

A very recent refinement, still being perfected, is for the information being received back from inside the brain to go to a tiny computer. This computer is being programmed to recognize abnormal brain-wave activity. ...

With humans he and his associates have stimulated several areas involving motor activity. ... He caused one woman patient in his group, when she was alone in her own room, to turn her head and move her body as if she were looking at something. This was repeated. When she was asked what she was doing, the woman always had a plausible explanation. Apparently, she had no idea she was responding to the electrical stimulation of her brain. ...

Lawrence R. Pinneo, a ... neurophysiologist ... at the Stanford Research Institute, ... has proved that you can think into a computer, and that the computer instructions you think can cause the computer to activate and move remote control cameras and other machines. In short, the machines obey your mental

instructions.

Pinneo started with the motor theory of thought. This holds that verbal thinking is nothing more than subvocal speech. With a number of subjects attached electrodes to the area of the scalp near the region where speech originates. On command they were to think of a word, such as 'schoolboy', 'start' or 'left.' They were to repeat the word in their minds ten times. All thinking of words was being registered by a computer. It averaged out the recognition pattern for each word. He proceeded to build up a vocabulary of fifteen unspoken English words that the computer could recognize. He trained the computer to recognize actually spoken words (overt speech) as well as the words (covert speech). They came out much alike in the word patterns that the computer stored away. ...

In his preliminary report Pinneo stated: 'We conclude that it is feasible for a human verbally to communicate both overtly and covertly with a computer using biological information [EEG] alone, with a high degree of accuracy and reliability, at least with a small vocabulary.' ...

This is interesting as an exercise in scientific versatility. But what would the practical applications be, assuming that 100 percent accuracy is achieved with a much larger vocabulary of words that were only thought, not spoken? ...

Perhaps the best practical use would be in surreptitious situations." — Vannevar Bush, *The People Shapers*, Boston: Little, Brown and Company, 1977, pages 42-43, 55, 285-286.

[13] "An essential part of biotelemetry encompasses the transmission of data. This occurs mostly with help from a surgically implanted transmitter. ... This technology has been developed quite extensively in medical research." — Erik Persson, Swedish Defense Research Institution, FOIA, 1965.

[14] *Publishers Weekly's* review of *The Mind Stealers*, by Samuel Chavkin.

[15] "... The situation just described is not our first encounter with the apparent use of medical implant devices in these harassment/mind-control cases. Another of our contacts began receiving auditory input roughly 15 years after she had four cochlear implants placed in her ears. The 'voices' claim to be affiliated with the CIA and, among other things, expressed intentions of running this woman as an agent in denied areas by 'piggybacking' their audio transmissions onto standard FM frequencies to avoid detection. ...

[Another] individual ... also appears to have been 'tagged' by some type of implant device. ... During this meeting, she accepted the offer of a drink, blacked out after consuming it, and awoke four hours later, ... to find that the back of her ear had been punctured and was bleeding. ... She has since found two adjacent puncture marks behind her ear, which are not healing properly, and between which she can feel the presence of a 'wire' measuring approximately 1/2 inch in length. ...

In yet another case involving auditory input, the individual has allegedly been informed by her 'voices' that the technologies being used against her were stolen from the CIA by a maverick employee, whose group is now targeting her from a distance of 2,000 miles. ...

One unusually-candid CIA spokesman also allegedly informed this individual that, 'while the CIA does not deny having this equipment,' they 'do not use it in this country.'" — Julianne McKinney, *Microwave Harassment & Mind-Control Experimentation*, Silver Spring, MD: Association of National Security Alumni, 1992, pages 15-16.

[16] "ESB, however, used in conjunction with psycho-surgery and behavior modification, offered unlimited possibilities. After experiments on laboratory animals met with success, human experimentation was enthusiastic.

undertaken in quest of the most reliable and absolute method of *remote* control of the mind. ...

And, in 1974, the first victim of Parkinson's disease treated by ESB was discharged gracefully out of a San Francisco hospital under his own power, thanks to portable ESB. He had a 'stimoeceiver' implanted in his brain ... The 'stimoeceiver' weighed only a few grams and was small enough to implant under his scalp. It permitted both remote stimulation of his brain and the instantaneous telemetric recording of his brain waves. ...

In 1975 a primitive 'mind reading machine' was tested at the Stanford Research Institute. The machine is a computer which can recognize a limited amount of words by monitoring a person's *silent thoughts*. This technique is based upon the discovery that brain wave tracings taken with an electroencephalogram (EEG) show distinctive patterns that correlate with individual words—whether the words are spoken aloud or merely subvocalized (thought of). ...

While Dr. Reed conceded that it was 'conceivable that thoughts could be injected' into a person's mind by the government, he indicated that he did not believe it had already been done. ...

Typically, the scientists have not been vigilant enough, for the cryptocracy already has developed remote-controlled men who can be used for political assassination and other dangerous work, ...

In 1967 a writer named Lincoln Lawrence published a book ... [*Were We Controlled?* presented] a sophisticated technique known as RHIC-EDOM: Radio Hypnotic Intra-Cerebral Control-Electronic Dissolution of Memory. ...

'Under RHIC, a "sleeper" can be used years later with no realization that "sleeper" is even being controlled! He can be made to perform acts that he has no memory of ever having carried out. In a manipulated kind of kamikaze operation where the life of the "sleeper" is dispensable, RHIC processing makes him particularly valuable because if he is detected and caught before he performs the act specified . . . *nothing* he says will implicate the group or government which processed and controlled him.'" — Walter Bowart, *Operation M Control*, New York: Dell Publishing Co., 1978, pages 253, 256-262.