

Brain Transmitters



What They Are and How They Are Used

Mediaeko
Investigative Reporting Group

1996 Reprint

Radio Implants and Remote-Controlled Humans

Brain Transmitters

What They Are and How They Are Used

Doctors in Sweden

began placing brain transmitters in the heads of anesthetized patients without the persons' knowledge in about 1960. The insertion was conducted through the nostrils and took only a couple of minutes to perform.

Implanted devices can remain in a person's head for life. The energy to activate the implants is transmitted by way of radio waves. Professor José Delgado wrote about the technology in *Physical Control of the Mind* in 1969.

The Technology and Its Possibilities

Brain transmitters have been thought to be impossible by the majority of people and have been relegated to science fiction. The fact is that scientists developed the technology into reality at least forty years ago.ⓘ

By means of two-way radio communication called *telemetry*, or *remote control*, one can send wavelengths round trip to a brain transmitter in a person's head. The wavelengths flow through a person's brain, then return to a computer where all aspects of a human being's life are uncovered and analyzed.

To allow brain waves, measured by electroencephalograph (EEG), to be analyzed by a computer instead of through a printout offers new possibilities of interpretation. The charting of moods through vision, hearing, feelings, and behavioral reactions can lead to an analysis of the foundation of personality. It allows one to study the psyche more completely. In addition, one can follow chemical reactions, observe patterns of neurons, or follow an illness or disease and analyze it at an earlier stage of development. All of the above and much more can be discovered with the medical telemetry.ⓘ

During the 1950s, brain transmitters as small as a half of a cigarette filter made it possible for doctors to implant them in patients easily and without surgery.

Two-way radio communication throughout the world to the brain was possible by the late 1950s. This was done in many ways. For example, vocal messages could be sent by radio waves to receivers placed in the head, where a person with an attached transmitter could answer directly to a central location with his thoughts, by brain waves data (EEG) carried with radio signals.ⓘ

Distances were not a problem, since radio waves could travel globally at the speed of light.



"The X-ray shows a transmitter implanted in my brain." — Implant victim

Liquid crystals which are injected directly into the bloodstream and fasten themselves to the brain have been developed in the last ten years. It works on the same principle as the usual transmitters and uses the same technology and contains the same possibilities.ⓘ

How It Began - Experiments with the Brain

As early as the 1920s, European scientists made discoveries which paved the way for future development of brain stimulation. The German Dr. W. R. Hess could identify 4,000 different places in the brain's hypothalamus, which are in direct contact to certain physical and mental reactions. By stimulating specific points in the brain by an electrical current, the stimulation of one point of the brain could bring about aggressive reactions, while the stimulation of another point could bring about calmness. Through electrical currents to the brain, Dr. Hess could change peoples' personalities, bring about feelings of happiness or sadness, hunger or satisfaction, etc. All of this was achieved over seventy years ago.ⓘ


To the Present and Victims for Life

Brain transmitters, also called electrodes, stimulators, and endorhizones, can control the brain and transmit data. They can be used to influence people to conform to a political system. They can be applied to remotely monitor and control human beings to serve as agents. The technology exists and is being utilized. The devices usually remain in a person's head for life.

"Autonomic and somatic functions, individual and social behaviors, emotional and mental reactions may be evoked, maintained, modified, or inhibited both in animals and in man by electrical stimulation of specific cerebral structures. Physical control of many brain functions is a demonstrated fact. . . . It is even possible to follow intentions, the development of thoughts, and visual experiences," wrote Dr. José Delgado in the book *Physical Control of the Mind* in 1969. At that time Dr. Delgado was a Professor of Physiology at Yale University, where he developed techniques for electrovisually and chemically influencing the brain. He has published more than two hundred scientific works and is a well-known authority in neurology and behaviorism.

In the preface to the book, it is written that Dr. Delgado, ". . . shows how, by electrical stimulation of specific cerebral structures, movements can be induced by radio command, hostility may appear or disappear, social hierarchy can be modified, sexual behavior may be changed, and memory, emotions and the thinking process may be influenced by remote control."ⓘ

It is possible to change people, create illness, modify opinions, and dull or activate the senses by penetrating centers of the brain with radio waves. People then obey controllers instead of their own natural choices. Monitoring of individuals' brain activity can instantly reveal all private experiences and observations of others.



"The second implanted transmitter; this device appeared better unusual circumstances on 10th March 1972, when I was tranquilized in the hotel where I was temporarily lodging. Implantation preceded a period of prolonged torture with daily-altering radio signals 10 - 20 hours a day and they started communicating directly with my brain. It was then I realized that they could discern my thoughts and, indeed, experience my entire range of cognitive activity. . . . The picture was taken at Karolinska Hospital where all radiographers deny that any foreign object can be identified in this picture. However, there are a number of overseas physicians who testify the obvious fact that several transmitters can be seen quite clearly." — Robert Naeslund, INMC, Open letter, Stockholm, Sweden, May 1993, page 32.

Dr. Robert G. Heath, of Tulane University, has implanted as many as 125 electrodes in a human being's brain. In his experiments, he discovered that he could control his patients' memories, sexual arousal, fear, pleasure, and cause hallucinations.

Overriding Proof Against the Hospitals

"In response to your most recent letter regarding the roentgen films, I can only confirm that some foreign objects, most likely brain transmitters, have been implanted at the base of your frontal brain and in the skull," wrote Professor Peter Aaron Lindstrom from California to one of his Swedish patients. The patient was a victim of an implantation of a brain transmitter over twenty-five years ago. Dr. Lindstrom, who taught at the University of California, San Diego, added, "There is no excuse for doctors to implant brain transmitters in people's heads."

There is complete evidence that Södersjukhuset, Karolinska, Nacka, and Sundsvall hospitals, among others in Sweden, have implanted brain transmitters without the permission or knowledge of the patients for many decades.

Mental Patients Utilized

Investigators at different mental hospitals in Sweden have shown that a great number of patients out of fifty interviewed, thought themselves to be victims of long-term medical experiments. A number of these patients were actually in need of mental care due to the experiments. There were also many of the hospitals who were forcibly placed there because they had declared that a transmitter had been implanted in their heads during an operation, or in conjunction with admittance to the mental hospital.

Checks were made of all groups with electronic devices which confirmed that there were radio waves traveling from brain transmitters in many patients.ⓘ

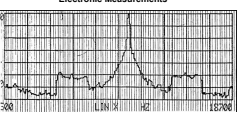
Interviews with patients were done at Långbro Hospital, Beckomberga Hospital, as well as at Karolinska Hospital Psychiatric Clinic.

The radio waves which pass through the brain are not necessarily registered by one who has a brain transmitter. Only when the effect is greatly increased, for example when experiments are performed, is it possible for the victim to detect them.

This is the third transmitter placed in my head and the first which was embedded in my brain. Without doubt it was implanted while being detained by the police in Stockholm 1973; this was my first period of custody and afterwards I underwent considerable personality modification, a process which had already begun in 1967 but accelerated rapidly towards criminality after the implantation of the second transmitter. - Robert Naestlund, INMAG, Open letter, Stockholm, Sweden, May 1983, page 32.

One of the letters from P.A. Lindstrom, M.D., to his patient that is an implants victim.

Letter from P.A. Lindstrom, M.D. to Robert Naestlund dated June 25, 1982. The letter discusses the patient's condition and the effects of the transmitter.



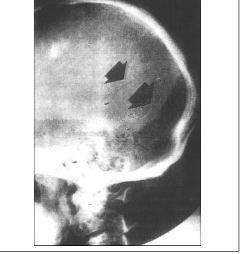
This picture shows the frequencies 18.5 - 18.7 kHz which were sent from a brain transmitter. The chart was created by a printer connected to a radio frequency analyzer computer during measurements from a transmitter in a person's skull. Long wavelengths are commonly used since they work over vast distances at the speed of light...

- List of electronic devices used for measurements: Hewlett & Packard Spectrum Analyzer 3685 A, Roeber & Schwartz VLF-HF Receiver EK 070, Marconi Spectrum Analyzer, Dynamics SD 375 Spectrum Analyzer, Nicolet Radio Frequency Analyzer Computer.

Court Trials in Canada

were heard against a number of hospitals in Montreal in 1989. The hospitals were accused of carrying on long painful experiments with patients which began in the 1950s. One of Canada's most honored doctors, Eben Cameron, Head Doctor at Royal Victoria Hospital and Allen Memorial Institute, worked on assignments from the Secret Police that ordered experiments with, among other things, brain transmitters.

Furthermore, it can be seen that electrodes placed in the occipital lobe are blocking the blood flow behind the destination where the oxygen depletion is caused and this is seen as well in his frontal brain just above the implanted transmitter. Among the changes caused by the frequencies affecting his brain, the reduced oxygen levels have induced an alteration of neurological functions, and impaired cognitive abilities including that of memory. Moreover the [Mr. N Tumba] has obviously been anesthetized without his knowledge so that his implantation could be performed. - The x-ray examination was performed at Brook Hospital Main, September 18, 1962. - INMAG, Letter to British Prime Minister John Major, Stockholm, Sweden, October 8, 1992.



Letter from John Austin-Walker, Member of Parliament, to a victim of mind control. The letter discusses the importance of pursuing investigations into the matter.

Many Others Cry for Help

Doctors at the World Health Organization's (WHO) office in Copenhagen say that many Swedes write to them, stating that they have been exploited for hospital experiments. Many say that devices must have been implanted in their heads. The United Nations' information office in Copenhagen also says that upset residents of Sweden have contacted them and have sought help as victims of hospital experiments. Assembly International in Stockholm and Copenhagen led a similar rally, as well as the Citizens' Rights Movement, representatives of the Green Party of Sweden, and a number of female members of the Swedish Parliament. Those who contact the National Swedish Board of Health and Welfare (Socialstyrelsen) about this issue are sent to Department P10 (formerly S14 and S15). Then they are informed that they are psychologically ill and that they run the risk of being admitted to a mental hospital if they continue to talk about a device in their heads. Additionally, they are told that brain transmitters do not exist. Swedish Board of Health and Welfare. The person Dr. Lindstrom later helped had by 1977 written to authorities in Sweden and

explained to them to what he had been subjected. Among those he wrote to was the General Director of the Board of Health and Welfare.

Declared Mentally Ill

Dr. Annamart Jonson at the Board of Health and Welfare referred to the letter a year later when she explained, "He intensely maintains everything which he had written to the Board of Health and Welfare. He exhibits, in this way, obvious misconceptions and points clearly to the need for psychiatric examination."

The examination was conducted in 1978 by Dr. Janos Jez, who wrote:

"He says that he is convinced that a device was applied in his head during an operation at Södersjukhuset. He ought to be considered dangerous if this pattern of misconceptions cannot be erased, and if he then begins to doubt his ideas and thereafter begins to have insight into his illness. He should therefore be committed to an asylum."

Five years later Dr. Lindstrom wrote, "... I can only confirm that some foreign objects, most likely brain transmitters, have been implanted at the base of your frontal brain and in the skull. ... I fully agree with Lincoln Lawrence who in his book on page 47 writes: 'There are two particularly dreadful procedures which have been developed. Those working and playing with them secretly call them R.I.I.C. and E.D.O.M.' — Radio-Hypnotic Intra-cerebral Control and Electronic Disruption of Memory ..."

The patient wrote to both the doctors and the Board of Health and Welfare's General Director, Barbro Westberg, and included a copy of Dr. Lindstrom's declaration. However, none of them desired to answer, which indicates both the Board of Health and Welfare's attitude towards the issue, and even the doctor's guilt.

What Brain Transmitters Look Like




The above photographs are of brain transmitters. The above one on the left is an enlargement taken from an X-ray. The above picture on the right was taken at an operation to remove the implant.

The above one on the right shows the shape of the most usual type of brain transmitter. It looks like a bullet and is put into place through the nose. This device was inserted during an operation at Södersjukhuset in Stockholm by Dr. Curt Strand at the end of the 1960s, without the knowledge or consent of the patient. It was placed just underneath the brain. This implant is the same shape on both sides and its actual length is 16 millimeters (mm) or 62 inch, with a width of 7 mm (27 inch).

The above picture to the left shows a brain transmitter which has the shape of a mushroom. It was implanted through a surgical opening in the forehead. Its actual size is 7 mm (27 inch) across the head, while the stem is 4 mm (16 inch).

Most implant victims are unaware of the devices because they were sedated during the procedures. Then they are amnesic, monitored, and controlled. However there are some disclosures.



This is the fourth transmitter in my head and it was inserted in connection with an appearance at Nacka Police Station, just outside Stockholm, on 28th November 1975. ... I was locked up in a cell, but after a short while I fell into a deep sleep from which I emerged to an entirely new life. It is during these hours when the transmitter was implanted, and when, I realize I had a searing high frequency signal at about 100 db in my skull. This was to plague me for about 18 hours a day for the past eight years and completely transform my life. It depressed the functional capacity of my right cerebral hemisphere and altered my personality, behaviour, and abilities as if they no longer were part of myself! — Robert Naeslund, INMC, Open letter, Stockholm, Sweden, May 1993, page 32.

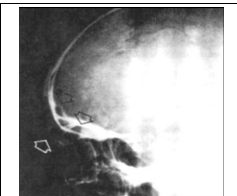
Doctors Warn

Dr. Robert J. Grimm of the Good Samaritan Hospital in Portland, Oregon, stated in March 1974 at a doctor's symposium in California, that he viewed brain control and influencing the brain with radio waves as of similar importance as to the debate concerning the detonation of the first atomic bomb in Hiroshima. He also asked, "Do scientists have the right to pursue projects potentially destructive of human life, and in this era, destructive of the individual?"

And Protest to the Swedish Government

The chairman of an internationally influential scientific organization in Canada, Dr. Andrew Michrowski, wrote in 1985 to the Swedish government and sought an answer about Sweden's obvious encroachment of human rights. He saw clear evidence that Swedish doctors implanted brain transmitters in patients, and referred to the Declaration of Human Rights signed by Sweden.

The Swedish government did not reply.




"This X-ray shows three transmitters in the frontal lobes. All of these were implanted on different occasions by the Swedish police. The detainee had been put to sleep unaware, as usual, at the police command center in Stockholm. A doctor writes in his statement concerning this X-ray:

"... Later I received your additional skull film which clearly demonstrated some implanted transmitters, one inside the brain and two probably just underneath the brain."

The upper arrow indicates the object lodged completely within the brain. All these transmitters were inserted through the nostrils and implanted into the frontal lobes in the vicinity of the upper opening of the nasal passage." — Lennart Lindquist, Evamaria Taylor, and Robert Naeslund, Cybergods, Stockholm: Gruppen, 1996, page 11.

Another medical opinion about X-rays, ... taken at Karolinska Hospital where all radiographers deny that any foreign object can be identified" — INMC, Open letter, Stockholm, Sweden, May 1993, page 32.



FOA Educates Doctors

Since the 1960s, the Swedish Defense Research Institution (FOA) has educated hospital doctors, mostly surgeons and psychiatrists, regarding brain transmitters and bio-medical telemetry.

One of the books which was used twenty-five years ago at FOA's Department 3 in education had the title Bio-Medical Telemetry (1968), written by Dr. Stuart Mackay. Dr. Mackay wrote in the introduction that, "The purpose of this book is to introduce a wide segment of the scientific community to the rapidly developing field of bio-medical telemetry. It presents to physicians, engineers, and scientists information about the possibilities of different telemetry methods. It gives biologists a background in electronics to enable them to choose equipment."

The former head of FOA, Lars-Erik Tammlin, and the following director, Bo Rybeck, are medical doctors with advanced knowledge in biology.

When Bo Rybeck became head of the FOA in 1985, he said in an interview in the newspaper Dagens Nyheter that, "Among the current assignments, more intensive effort will be put into information technology" which includes both telemetry and brain transmitters as essential parts.

Dr. Mackay continued in his introduction, "Among the many telemetry instruments being used today (1968) are miniature radio transmitters that can be swallowed, carried externally, or surgically implanted in man or animals. Recent developments include pressure transmitters small enough to be placed in the eye, ultrasonic and radio units for free-swimming dolphins, units for tracking wild animals, and pill-sized transmitters of many designs and functions that can operate continuously for several years. The scope of observations that can be made is so broad to more than list at all with a few examples ... The possibilities are limited only by the imagination of the investigator."

Dr. Stuart Mackay has worked as a Professor at the University of California, Berkeley, and at many foreign universities. His main fields are Medicine and Biology.

Computers and the Brain

"Dr. Delgado is optimistic that with the increasing sophistication and miniaturization of electronics, it may be possible to compress the necessary circuitry for a small computer into a chip that is implantable subcutaneously. In this way, the new self-contained instrument could be devised; capable of receiving, analyzing and sending back information to the brain, establishing artificial links between unrelated cerebral areas, functional feedbacks, and programs of stimulations contingent on the appearance of predetermined wave patterns." wrote Samuel Charvin in *The Mind Stealers* (1975), a book about psychosurgery and mind control.

Samuel Chavkin was the founder and chief editor of the Science and Medicine Publishing Company, which publishes periodicals concentrating on medical topics.

In the preface to the book it is stated that, "Telemetry for the surveillance of every citizen is on the drawing boards. Chavkin's prediction that mind-control techniques could become standard equipment of governments, prisons, and police departments is backed by formal documentation."^[1]

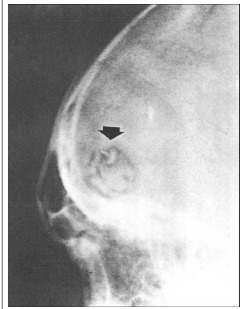
Biotelemetry systems that remotely "mind read" and "mind control" have existed for decades. Brain transmitters measure EEG and transmit data to computers that instantly translate it into words. Implants also deliver electric shocks that control a brain and behaviors. The devices are now less than 1 mm (1/4 inch) in diameter.

Dr. Delgado conducted experiments in the early 1960s that placed an electrode on the ear drum (middle ear) of a cat. The device picked-up people's conversations and transmitted them to a receiver for listening. According to Victor Marchetti, co-author of *The CIA and the Cult of Intelligence* (1974), the CIA attached a tiny radio implant to a cat's cochlea (inner ear) for surveillance purposes.

A few years after Delgado's implanted "bug" experiments, Dr. Ralph Schwartz developed a miniature radio receiver so that a therapist could communicate with his subject.

Very small combination microphone-transceiver-speakers are implanted in unsuspecting people's skulls. The instruments transmit nearby conversations and deliver audio commands to individuals who are usually unaware of the voices.^[2]

"X-ray photograph taken the day following the operation [August 12, 1987, St. Carolus Hospital, J. Sahlin, Uppsala], the 1/2 cm [20 inch] deep area of encephalic cortex can be identified, as can the implanted transmitter." — INMC, Open letter, Stockholm, Sweden, May 1993, page 15



Report for an x-ray examination conducted over three and a half years after an August 12, 1987 brain implant, viciolization.

Sanjeevan Medical Centre		
Dr. No.	DEPT. OF RADIOLOGY	Date: 9-1-91
Name: SR SURESH KALLURU	Sex: M	Age: 40
REPORT		
X-RAY HEAD AT L&P FOR COMPRESSION.		
<p>The x-ray reveals a well-defined area with irregular borders in the posterior region of the skull, consistent with the location of the implanted transmitter. The area appears to be well-contained within the skull, with no evidence of displacement or fracture. The surrounding bone structure is intact, and there is no significant soft tissue swelling or abnormal calcification noted in the affected area.</p>		
<p>DR. SANKAR-CHANDRAN RADIOLOGIST</p>		

In 1985

an advertisement placed by the Swedish Citizens' Rights Movement in over thirty daily and weekly publications stated that doctors in larger hospitals in Sweden inserted brain transmitters in anesthetized patients during operations. At the same time, a letter signed by fifty people was sent to the Attorney General.

The Attorney General Questioned

Those who had signed the letter had read through material which showed that the reality of brain transmitters is a fact. The signers demanded an answer from the Attorney General on whether the implantation of brain transmitters is a crime or not. Those who signed the letter were representatives from different human rights groups, the Swedish Peace Movement, professors from, for example, the Royal School of Technology, lawyers, and others.

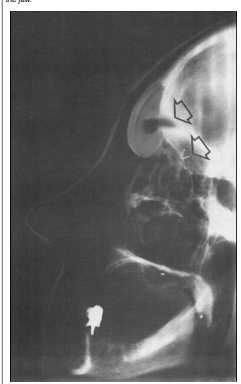
The State Says Yes to Brain Transmitters

The Attorney General did not reply to the letter. Instead, he sent it to the Attorney District (Överklagaren), who said that this issue should not be considered a crime. Decision from May 15, 1985, Överklagaren Register number AD 875-85.

However, of course it is one of the harshest crimes which the state can commit: to deny the right of the individual to his or her own brain, and to enter peace without the interference of government authorities. Since Sweden signed the Human Rights Act, it must follow the act's assumptions. In any case, it means that a new relationship has been created between the state and the people of the country.

"There are similar signs, here and now, like in Germany during the 1930s, where the country's leading doctors and politicians see individuals as objects of experimentation where their brains and behaviors are changed," wrote Samuel Chavkin about the United States in 1978. The same can be said about Sweden, the same ideas exist here. Mind-control technology has changed since the 1970s and has been developed even further.^[3]

X-ray of a person with two types of brain implants and an object in the jaw.



This material is for publication.

If you are interested as a journalist, or would like more information, please write to us.

Investigation and reporting done by:

Mediaeko
Investigative Reporting Group
Box 138
S-114 21 Stockholm, Sweden

Brain Transmitters: What They Are and How They Are Used.

Mediaeko, Investigative Reporting Group, 1996 Reprint.*

*Adapted, revised, and reprinted from:

Brain Transmitters: What They Are and How They Are Used.

Mediaeko, Investigative Reporting Group, 1992.

Compiled extensively from Mediaeko, Mediaacco, and International Network against Mind Control's (INMC) material.

Literature

The three books marked with a ♀ (♀) describe Dr. Ewen Cameron's exploitation of patients in long-lasting painful medical and psychological experiments, and his participation in the development of different mind-control methods. He was one of the world's most highly regarded psychiatrists, and was at different times president of the American Psychiatric Association, the Canadian Psychiatric Association, the American Neuropsychopathological Association, the Society of Biological Psychiatry and the World Psychiatric Association.

Battle for the Mind: A Physiology of Conversion and Brainwashing. William Sargant. Ashford: The Invicta Press, 1984.

Bio-Medical Telemetry. Stuart Mackay, M.D. New York: Wiley, 1968.

The Body Electric. Robert Becker, M.D. and Gary Selkon. New York: William Morrow Co., 1985.

The Brain Changers: Scientists and the New Mind Control. Maya Pines. New York: Harcourt Brace Jovanovich, 1973.

Brain Control: A Critical Examination of Brain Stimulation and Psychosurgery. Elliot S. Valenstein. New York: Wiley, 1973.

Brainwash Experiments 088 Enrage Victim's Son." Jacqueline Cutler. San Jose Mercury News, October 9, 1988.

Brave New World Revised. Aldous Huxley, 1958.

The Breaking of Bodies and Minds: Torture, Psychiatric Abuse and The Health Professions. Eric Silver and Diana Neflingale, M.D., Ph.D. New York: Fosenen & Co., 1985.

Breaking the Circle of Satanic Ritual Abuse. Daniel Rytler. Minneapolis, Minnesota: CompCare Publishers, 1992.

"Canada Settles with Brainwash Victims." Robert Davis. Gannett News Service, November 19, 1992.

"Cerebral Nerve System Stimulation by Implanted High Frequency Receiver." A. Mauro, W.L.M. Dengel and A.R. Scher. *Proc. Phys.*, Baltimore, 1950, 9.

"Cold War Guinea Pigs: The Government's Secret Experiments using Radiation, Mind Control, Chemicals and Drugs on Its Citizens." Stephen Budiansky, Erica E. Goode, and Ted Gest. *U.S. News & World Report*, January 24, 1984.

The Controllers. Martin Cannon. Aptos, California: Davis Books, 1990.

Depth-EEGographic Stimulation of the Human Brain and Behavior: From Fourteen Years of Studies and Treatment of Psychiatric Disease and Mental Disorders with Implanted Electrodes. C.W. Stein-Jacobson. Springfield, Illinois: Thomas Publishers, 1968.

"Electrical Excitation of the Nervous System—introducing a New System of Remote Control." E.L. Chaffee and R.U. Light. *Science*, 1934, 79.

Electrical Stimulation of Brain. S. Cobb. Texas Press, 1961.

"Electrode and Camulaze Implantation in the Brain by a Simple Percutaneous Method." J.C. Lilly. *Science*, 1958, 127.

"The Electromagnetic Spectrum in Low-Intensity Conflict." Capt. Paul E. Tyler, MSN, USN, Low-Intensity Conflict and Modern Technology. Lt. Col. David J. Dean, USAF (Editor). Maxwell Air Force Base, Alabama: Air University Press, June 1986.

"Electrophysiology of Mental Activities." E. Jacobson. *American Journal of Psychiatry*, 1932, 44, 677-684.

"Endorhinosonde." R.S. Mackay and B. Jacobson. *Nature*, 179, June, 1957.

"Epileptiform Convulsions from 'Remote' Excitation." F.A. Fender. *Archives of Neurology and Psychiatry*, 1937, 28.

"Evaluation of Seven Years Experience with Depth Electrode Studies in Human Patients." R.G. Heath and V.A. Micko, Jr. *Electrical Studies on the Unanesthetized Brain*. E.R. Ranney and D.S. O'Donohy, Editors. New York: Hoeber, 1960.

Y A Father, a Son and the CIA. Harvey Weinstein, M.D. Toronto: Lorimer & Co., 1988.

"Human Guinea Pigs are American as Apple Pie." Samuel Chavkin, author of *The Mind Stealers: Psychurgery and Mind Control* (1978). *New York Times*, Letters to Editor, January 11, 1984.

The Human Guinea Pigs. John McGuffin. Harmondsworth: Penguin, 1974.

Implantable Biotelemetry Systems: a Report. Thomas B. Fryer. Ames Research Center, NASA, 1970.

Y in the Sleep Room. Anne Collins, 1988.

"Instrumentation, Working Hypotheses, and Clinical Aspects of Neurostimulation." J.M.R. Delgado. *Applied-Neurophysiology*, 1977-78, 40(2-4): 88-110.

"Intracerebral Radio Stimulation and Recording in Completely Free Patients." J.M.R. Delgado, V. Mark, W. Sweet, F. Ervin, G. Weiss, G. Bally-Riss, and R. Hoegsare. *Journal of Nervous and Mental Disease*, 1968, 147.

"Journey into Madness: the True Story of Secret CIA Mind Control and Medical Abuse. Gordon Thomas. Bantam Books, New York, 1988.

"Magnetic Implants Aid Hearing." *Popular Science*, November, 1984.

The Manchurian Candidate. Richard Condon. New York: McGraw-Hill, 1958.

"A Method for the Remote Control of Electrical Stimulation of the Nervous System." E.L. Chaffee and R.U. Light. *Yale Journal of Biology & Medicine*, 1934, 7.

Microwave Harassment & Mind-Control Experimentation. Julianne McKinney. Silver Spring, Maryland: Association of National Security Alumni, 1992.

Mind Control Memorandum and Open Letter. Mediceco. Stockholm, Sweden: International Network against Mind Control (INMAC), May, 1993.

"Mind Control: the Top Secret Weapons of the Future Are Here." Larry Collins. *Playboy*, January, 1990.

The Mind Manipulators: a Non-Fiction Account. Alan Schefflin and Edward Opton. New York: Paddington Press, 1978.

The Mind Possessed. William Sargant. Ashford: The Invicta Press, 1984.

The Mind Stealers: Psychosurgery and Mind Control. Samuel Chavkin. Boston: Houghton Mifflin Co., 1978.

The Mind Control Papers. Los Angeles: Editors of Freedom, 1980.

"Multichannel Transcranial Stimulation of the Brain." J.M.R. Delgado. *Technical Documentary Report No. ARJ-78-70-1*. New Mexico: Holloman Air Force Base, 1970.

The Nazi Doctors: Medical Killing and the Psychology of Genocide. Robert Lifton. New York: Basic Books, 1986.

"On Hearing by Electrical Stimulation." S. Stevens. *Journal of Acoust. Soc. Am.*, 1937, 8.

Operation Mind Control. Walter H. Bowart. New York: Dell Publishing Co., 1978.

Operation Mind Control 2. Walter H. Bowart. Tucson, Arizona: Freedom of Thought Foundation, 1994.

The People Shapers. Vance Packard. Boston: Little, Brown and Company, 1977.

"A Preface Canada for Intracerebral Microinjections." R.G. Heath and W.L. Founds. *EEG Clinical Neurophysiology*, 1960, 12.

"Permanent Implantation of Multichannel Electrodes in the Brain." J.M.R. Delgado. *Yale Journal of Biology and Medicine*, 1952, 24.

"Persistent EEG Patterns Associated with Overt and Covert Speech." Lawrence R. Pinneo. *Neurophysiology Program*. Menlo Park, California: Stanford Research Institute, 1975.

Physical Control of the Mind. José M.R. Delgado, M.D. New York: Harper and Row Publishers, 1969.

"Pressure-sensitive Telemetering Console for the Study of Gastrointestinal Motility." J.T. Farar, V.K. Zworykin, and J. Baum. *Science*, 1957, 126, November.

Psychiatry and the CIA: Victims of Mind Control. Harvey Weinstein, M.D. Washington, D.C.: American Psychiatric Press, 1990.

Psychotechnology: Electronic Control of Mind and Behavior. Robert L. Schaltzgebel and Ralph K. Scheringer. Editors. New York: Holt, Rinehart, and Winston, 1972.

"Radio Telemetry from Within the Body." R.S. Mackay. *Science*, 1961, 134.

"A Remote Control Brain Telesimulator System." H. Warner. *Digest: 15th Annual Conference on Engineering in Medicine and Biology*, November, 1962.

Ritual Abuse: Definitions, Glossary, the Use of Mind Control. Ritual Abuse Task Force. Los Angeles: Los Angeles County Commission for Women, 1991. L.A.C.W., 283 Hall of Administration, 500 West Temple Street, Los Angeles, CA 90072 U.S.A.

"So Fast—No Fetter: High Tech Slavery is Here." *Mattilda Angaza*. *The City Sun*, Brooklyn, New York, December 15-21, 1993.

The Search for the "Manchurian Candidate": The CIA and Mind Control. John Marks. New York: Time Books, 1979.

"Solid-state Electrodes for Multichannel Multiplexed Intracranial Neuronal Recording." S.L. Bernert, et al. *IEEE Trans. Bio-Medical Engineering*, 1986, 33.

"Stimulation of the Brain by Means of Radiant Energy." J.A. Gengrenier. *American Psychologist*, 1948, 3.

"Subminiature Radio EEG Telemeter for Studies of Disturbed Children." R. Vreeland, et al. Langley Porter Neuropsychiatric Institute, San Francisco, California: California Department of Mental Hygiene, Government Publications, November, 1962.

Such Things are Known. Dorothy Burdick. New York: Vantage Press, 1982.

"A Technique for Chronic Remote Nerve Stimulation." M.M. Lafferty and J.F. Farrell. *Science*, 1949, 110.

"Technique of Intracranial Electrode Engagement for Recording and Stimulation and its Possible Therapeutic Value in Psychotic Patients." J.M.R. Delgado, H. Hamlin, and W.P. Chapman. *Confinia Neurologica*, 1952, 12.

"Telemetry and Telesimulation of the Brain." J.M.R. Delgado. In: *Biotelemetry*, L. Slater, (Ed.), New York: Pergamon, 1963.

"Two-way Radio Communication with the Brain in Psychological Patients." J.M.R. Delgado, S. Okabe, and J.G. Martin-Rostqvist. In: *Surgical Approaches in Psychiatry*, V. Lillman and Livingston, (Editors). Lancaster, England: Medicut and Technical Publishing, 1973.

"U.S. Explores Russian Mind-Control Technology." *Barbara Opal*. *Defense News*, January 11-17, 1993.

The Unquiet Mind. William Sargant. Ashford: The Invicta Press, 1984.

War on the Mind, the Military Uses and Abuses of Psychology. Peter Watson. New York: Basic Books, 1978.

Was He Controlled? Lincoln Lawrence. New York: University Books, 1967.

You Must Be Dreaming. Barbara Noot. New York: Poseidon Press, 1992.

♂ The technology was developed in the United States in the CIA projects called "ARTICHOKE," "SLEEBIRD," "MIGUELIN," and "MOLUTRA". The area has at different times been called ESB (Electronic Stimulation of the Brain), Brain-Computer Technology, Biological Radio-Communication, RHC (Radio Hypnotic Intra-cerebral Control), and EDOM (Electronic Dissolution of Memory), among others. All of these are pseudonyms for Bio-medical telemetry, which is the prevailing technique used for mind control in the eastern and western worlds.

♂ Electroencephalograph (EEG) Telemetry System consists of transmitters, receivers, and other components used for remotely monitoring or measuring EEG signals by means of radio or telephone transmission systems (in the U.S.A. see Food and Drug Administration, Medical Devices: Classification of Neurological Devices).

♂ "Biotelemetry, which was developed to monitor the temperature, brain-wave activity, breathing rate and heartbeat... Biosensors attached to the body send data by wire or radio. This information may be displayed on oscilloscopes for doctors to analyze. It can also be fed into a computer that 'watches' the patient... Some biosensors, called endorhinosondes, can be implanted in the body. The tiny batteries that power them can be recharged by radio waves..." Compton's Encyclopedia, Electronic Edition, 1995.

♂ "The American multinational company... which blends radio transmitting material into its liquid cortisone preparation... [and] it is effective in whatever part of the body the injection is made. It is highly sticky fluid... [It] is not unique in this way... other medical products are designed..." International Network against Mind Control (INMAC), Open letter, Stockholm, Sweden, May 1993, page 38.

♂ Dr. Antoine Remond, using our techniques in Paris, has demonstrated that this method of stimulation of the brain can be applied to the human without the help of the neurosurgeon; he is doing it in his office in Paris without neurosurgical supervision. This means that anybody with the proper apparatus can carry this out on a person covertly, with no external signs that electrodes have been used on that person. I feel that if this technique got into the hands of a secret agency, they would have total control over a human being and be able to change his beliefs extremely quickly leaving little evidence of what they had done..." John C. Lily, M.D., 1993. The Scientist, John C. Lily, M.D., Bethesda: Raven Publishing, 1988, page 91 in *The Controlled Mind*, Ewen Cameron, Aptos, CA: Davis Books, 1990, pages 13-14.

♂ Instrumentation developed includes: "brain radio stimulators, ... and an optoelectric sensor for telemetry... combining multichannel stimulator and EEG telemetry instrument; transdermal stimulators, totally implantable for two-way communication with the brain through the intact skin; and implantable microprocessor for detection of EEG signals which are used to trigger contingent brain stimulation... and establishment of artificial neuronal links with the aide of the computer..." J.M.R. Delgado, M.D., "Instrumentation, Working Hypotheses, and Clinical Aspects of Neurostimulation," *Applied-Neurophysiology*, 1977-78, 40(2-4): pages 88-110.

♂ "Who is wasting tax money on experiments using devices smaller than needle points that are injected into people's bodies without consent? These people are then given shocks for 'improper behavior.' Radio frequencies are set aside by government for such experiments... It is illegal if the scope of the program and its CLASSIFIED nature does not assure you, *free agent!*" — Citizens for Open and Honest Treatment of the Handicapped, Announcement, 1993.

♂ "Early workers in this field used a low-radio frequency, typically 300 to 1500 kHz..." Since 1960,

transistors for operation at 100 MHz have been available. ... implanted systems work very well in the region of 100 MHz. ... placement of a self-contained transmitter locally within the tissue represents a somewhat different situation. The tissue absorbs energy, but it also appears to compensate for this loss by reabsorption of energy and effective increases in the size of the transmitting antenna. ... Thomas B. Fryer, *Implantable Biotelemetry Systems: A Report*, Ames Research Center, NASA, 1970, page 65.

☞ Just what happened to Mr. N'Tumba, he describes himself in a letter to us:

"Concerning the brain transmitter in my head, it has been performing without my knowledge or consent. ... What's very outrageous is that I am sharing all my vision, thoughts, images, hearings ... etc. with people around me as the security services are engaging in a large scale propaganda drive to smear my character, background, behavior, emotions and motives. ... I have no privacy at all ... I am not a spy, I am not a criminal, I am not a terrorist. Being an innocent victim of MIS ... my persecution started in June 1988."

What is more, there is no reason to suspect the validity of what he writes, we are overwhelmed with letters such as this one from the USA, Denmark, Sweden, Germany, New Zealand and our investigations in Sweden reveal a terrifying reality where the mental health services, police authorities and hospitals implant radio-transmitting devices in people's heads and brains.

This reality is exposed by a vast amount of X-ray material to be a chilling and gloomy vision of the future, stage-managed for decades by the security forces in collaboration with medical and psychiatric institutions who together have created a secret power which manipulates time and order and which is beyond intrusive public control. ... INMCC, Letter to British Prime Minister John Major, Stockholm, Sweden, October 9, 1992, page 2.

☞ If the stimulation Delgado plants to administer is electric, the shaft is an exceedingly thin steel-wire electrode coated with insulation except at the tip. Dozens of such needlelike wires may be inserted from one opening and can be attached to the same socket on top of the skull, or eventually inside it.

Delgado has pioneered in the remote control of electrical stimulation. He began shaping the behavior of subjects while he was in a nearby room manning a push-button radio device. Now he can do this from thousands of feet away.

At first the sockets he was using to receive radio messages were outside the scalp. Now the equipment, but under a microscope, is the size of a coin and can be planted under the scalp and is undetectable in a free-moving subject. Also, the device not only receives instructions but broadcasts back the subject's reactions. Delgado calls it a transdermal stimocover.

A very recent refinement, still being perfected, is for the information being received back from inside the brain to go to a tiny computer. This computer is being programmed to recognize abnormal brain-wave activity. ...

With humans he and his associates have stimulated several areas involved in motor activity. ... He caded one woman (patient) in his group, when she was alone in her own room, to turn her head and move her body as if she were looking for something. This was repeated. When she was asked what she was doing, the woman always had a plausible explanation. Apparently, she had the idea she was responding to the electrical stimulation of her brain. ...

Lawrence R. Pinneo, a neurophysiologist ... at the Stanford Research Institute, ... has proved that you can think into a computer, and that the instructions you think can cause the computer to activate and move remote-control cameras and other machines. In short, the machines obey your mental instructions.

Pinneo started with the motor theory of thought. This holds that verbal thinking is nothing more than subvocal speech. With a number of subjects he attached electrodes to the area of the scalp near the region where speech originates. On command they were to think of a word, such as 'schoolboy' or 'start' or 'left'. They were to repeat the word in their minds ten times. All this thinking of words was being registered by a computer. It averaged out a recognition pattern for each word. He proceeded to build up a vocabulary of fifteen unspoken English words that the computer could recognize. He trained the computer to recognize exactly a spoken word (what speech) as well as think words (covert speech). They came out much alike in the word patterns that the computer stored away.

In his preliminary report Pinneo stated: "We conclude that it is feasible for a human verbally to communicate both overtly and covertly with a computer using biological information (EEG) alone, with a high degree of accuracy and reliability, at least with a small vocabulary."

This is interesting as an exercise in scientific versatility. But what would the practical applications be, assuming that 100 percent accuracy is achieved with a much larger vocabulary of words that were only thought, not spoken?

Perhaps the best practical use would be in surreptitious situations. ... Vance Packard, *The People Shapers*, Boston, Little, Brown and Company, 1977, pages 42-43, 65, 285-286.

☞ An essential part of bio-telemetry encompasses the transmission of data. This occurs mostly with help from a surgically implanted transmitter. ... The technology has been developed quite extensively in medical research. ... P.M. Persson, Swedish Defense Research Institution, FDA, 1965.

☞ Publishers Weekly's review of *The Mind Stealers*, by Samuel Chavkin.

☞ "The situation just described is not our first encounter with the apparent use of medical implant devices in these harassment/industrial-control cases. Another of our contacts began receiving auditory input roughly 15 years after she had 4 mm. cochlear implants placed in her ears. The 'voices' claim to be affiliated with the CIA and, among other things, expressed intentions of harming this woman as an agent in denied areas by 'piggybacking' their audio transmissions onto standard FM frequencies to avoid detection.

[Another] individual ... also appears to have been 'hugged' by some type of implant device ... During this hugging, she accepted the offer of a drink, blacked out after consuming it, and awoke four hours later ... to find that the back of her ear had been punctured and was bleeding. ... She has since found two adjacent puncture marks behind her ear, which are not healing properly, and between which she can feel the presence of a 'wire' measuring approximately 1/4" length. ...

Is yet another case involving auditory fraud, the individual has allegedly been informed by her 'voices' that the technologies being used against her were stolen from the CIA by a maverick employee, whose group is now targeting her from a distance of 2,000 miles. ...

One unusually candid CIA spokesman also allegedly informed this individual that, while the CIA does not deny having this equipment, they do not use it in this country. ... Julianne McKinney, *Microwave Harassment & Mind Control Experimentation*, Silver Spring, MD: Association of National Security Alumni, 1992, pages 15-16.

☞ "ESB, however, used in conjunction with psycho-surgery and behavior modification, offered unlimited possibilities. After experiments on laboratory animals met with success, human experimentation was enthusiastically undertaken in quest of the most reliable and absolute method of remote control of the mind. ...

And, in 1974, the first victim of Parkinson's disease treated by ESB walked gracefully out of a San Francisco hospital under his own power, thanks to portable ESB. He had a 'stimocover' implanted in his brain ... The 'stimocover' which weighed only a few grams and was small enough to implant under his scalp, permitted both remote stimulation of his brain and the instantaneous telemetric recording of his brain waves. ...

In 1975 a primitive 'mind reading machine' was tested at the Stanford Research Institute. The machine is a computer which can recognize a limited amount of words by monitoring a person's silent thoughts. This technique relies upon the discovery that brain wave tracings taken with an electroencephalograph (EEG) show distinctive patterns that correlate with individual words—whether the words are spoken aloud or merely subvocalized (thought of). ...

While Dr. Reed conceded that it was 'conceivable that thoughts could be injected' into a person's mind by the government, he indicated that he did not believe it had already been done. ...

Typically, the scientists have not been vigilant enough, for the cryptocracy already has developed remote-controlled men who can be used for political assassination and other dangerous work. ...

In 1987 a writer named Lincoln Lawrence published a book ... [Where We Controlled? presented] a sophisticated technique known as RHIC—EEDM ... Radio Hypnotic Intra-Cerebral Control—Electronic Dissolution of Memory. ...

Under RHIC, a "sleepor" can be used years later with no realization that the "sleepor" is even being controlled. He can be made to perform acts that he has no memory of ever having carried out. In a manipulated kind of kamikaze operation where the life of the "sleepor" is dispensable, RHIC processing makes him particularly valuable because he is detected and caught before he performs the act specified. ... nothing he says will implicate the group or government which processed and controlled him. ... Walter Bowart, *Operator Mind Control*, New York: Dell Publishing Co., 1978, pages 253, 256-262.